

KSN SEOUL, KOREA 2026

The 46th Annual Meeting of the Korean Society of Nephrology

June 11 (Thu) – 14 (Sun), 2026

COEX, Seoul, Korea



Shaping Tomorrow's Nephrology:
Insight-Driven Kidney Care

PROGRAM BOOK

KSN SEOUL, KOREA 2026

The 46th Annual Meeting of the Korean Society of Nephrology

C O N T E N T S

- 003** Welcome Message
- 004** Program at a Glance
- 007** Scientific Programs
 - Daily Program
- 047** The Korean Society of Nephrology Organization
 - Organizing Committee
 - Scientific Advisory Board
 - Scientific Committee
 - The External Affairs and Cooperation Committee
- 050** Floor Plan
- 051** Congress Information
- 055** Sponsors & Exhibition
 - Sponsors
 - Exhibition Layout
 - Industry Symposium
 - Satellite Symposium
- 062** Poster Exhibition List

Supported by  SEOUL METROPOLITAN
GOVERNMENT

Endorsed by  **ISN** INTERNATIONAL SOCIETY
OF NEPHROLOGY
ISN endorses promotion of
education, not the specific
content.

Welcome Message

Dear Colleagues,

It is our great honor to invite you to the 46th Annual Meeting of the Korean Society of Nephrology (KSN 2026) which will be held at COEX, Seoul, Korea from June 11 (Thu) to 14 (Sun), 2026.

Under the theme "Shaping Tomorrow's Nephrology: Insight-Driven Kidney Care", KSN 2026 has prepared the best possible program with high-quality scientific sessions that will provide a great opportunity for participants to keep up-to-date with the latest research findings in various fields of nephrology, including Plenary Sessions with key opinion leaders in the global nephrology community and joint symposia with related societies.

It is the wish of the KSN to have the privilege to share its experience and know-how with colleagues from all over the world through KSN 2026. We cordially invite the members of the nephrology community to come and share your valuable expertise with us as well as enjoy all the programs we have prepared for you at KSN 2026.

In addition to the scientific program, exhibitions will be held in the 1st, 2nd, and 3rd floor lobbies, Grand Ballroom 104–105, and ASEM Ballroom 201–202 at COEX. Participants will have the opportunity to view poster presentations, explore the latest industry trends, and enjoy coffee. The Opening Ceremony & Welcome Reception will also take place on the evening of Thursday, June 11, providing an excellent opportunity for networking.

Once again, we warmly welcome you to KSN 2026 and hope you enjoy all the programs we have prepared for you.

Sincerely yours,



Soo Bong Lee

Soo Bong Lee

Congress President,
Korean Society of Nephrology



Hyeong Cheon Park

Hyeong Cheon Park

President,
Korean Society of Nephrology

Program at a Glance

Day 1 – June 11 (Thu)

KOR → ENG Interpretation (Korean)
ENG/KOR Simultaneous Interpretation
Only Korean
Only English
Plenary Lecture & Official Program

Time	Auditorium	Room 1	Room 2	Room 3	Room 4	Room 5	Poster Exhibition	
		GBR 101	GBR 102	GBR 103	Room 203	Room 205	Room 201-202	
10:30-12:00 (90')		PG Education 1 Dialysis Peritoneal Dialysis	PG Education 2 Fluid & Electrolyte	PG Education 3 Glomerular Disease	National Institute of Health (NIH) Symposium	KSN Cooperative Study	Poster Exhibition (10:30 ~ 18:30)	
12:00-12:40 (40')			Industry Symposium 1 Otsuka	Industry Symposium 2 Boehringer Ingelheim				
12:40-13:00 (20')	Break							
13:00-14:30 (90')	KSN-KSID Joint Symposium (13:00-14:40)	Pathology	PG Education 4 AKI	PG Education 5 Kidney Transplantation	Pediatric Nephrology	Oral Communications 1 Research Grant Presentations		
14:30-15:00 (30')	Break					2026 Joint Symposium of the Korean Society of Nephrology and the Korean Association of Medical Journalists (14:30 -16:30)		
15:00-16:30 (90')	Basic Research 1	CPC	Artificial Intelligence		Genetic Disease			
16:30-17:00 (30')						The Korean Society of Nephrology Press Conference (16:30 - 17:00)		
17:00-17:10 (10')	Break							
17:10-17:40 (30')	Opening Ceremony							
17:40-18:30 (50')	Plenary Lecture 1 Barry I. Freedman							
18:30-19:30 (60')			Welcome Reception					

Day 2 – June 12 (Fri)

KOR → ENG Interpretation (Korean)
ENG/KOR Simultaneous Interpretation
Only Korean
Only English
Plenary Lecture & Official Program

Time	Auditorium	Room 1	Room 2	Room 3	Room 4	Room 5	Poster Exhibition	
		GBR 101	GBR 102	GBR 103	Room 203	Room 205	Room 201-202	
08:30-10:10 (100')	KSN-TSN-JSDT Joint Symposium	Basic Research 2	Peritoneal Dialysis	KSN-KSCCM Joint Symposium	Green Nephrology	Oral Communications 2 AKI, Fluids & Electrolytes, Hypertensive Nephrology	Poster Exhibition (09:00 ~ 17:40)	
10:10-10:20 (10')	Break							
10:20-12:00 (100')	CKM	Glomerulonephritis	Fluid & Electrolyte	KSN-ISN Joint Symposium	Satellite Symposium 1 Sponsored by Otsuka	Oral Communications 3 Glomerulonephritis		
12:00-12:40 (40')		Industry Symposium 3 GSK	Industry Symposium 4 DKSH	Industry Symposium 5 Daewon	Industry Symposium 6 FME			
12:40-12:50 (10')	Break							
12:50-13:40 (50')	Plenary Lecture 2 Peter Rossing							
13:40-13:50 (10')	Break							
13:50-15:30 (100')	Satellite Symposium 2 Sponsored by HK inno.N	KSN-ESPN Joint Symposium	Kidney Transplantation 1	KDIGO-KSN Joint Symposium	KSN-KSH Joint Symposium	Oral Communications 4 Basic Research		
15:30-16:00 (30')	Coffee Break and Poster Exhibition							
16:00-17:40 (100')	Patient Advocacy Session	Chronic Kidney Disease	Kidney Transplantation 2	KSN-ISPD Joint Symposium	KORDS Report/ Dialysis Center Accreditation	Oral Communications 5 Big Data / Pediatrics / Geriatrics		

Day 3 – June 13 (Sat)

KOR → ENG Interpretation (Korean)
ENG/KOR Simultaneous Interpretation
Only Korean
Only English
Plenary Lecture & Official Program

Time	Auditorium	Room 1	Room 2	Room 3	Room 4	Room 5	Poster Exhibition	
		GBR 101	GBR 102	GBR 103	Room 203	Room 205	Room 201-202	
07:00-08:00 (60')					Council Meeting of KSN			
08:30-10:10 (100')		Geriatric Nephrology	Acute Kidney Injury	Hypertension and Vascular Biology	Asian Pacific Nephrology Forum	Oral Communications 6 Dialysis, Interventional Nephrology	Poster Exhibition (09:00 ~ 17:30)	
10:10-10:20 (10')	Break							
10:20-11:40 (80')	Plenary Lecture 3 Tatsuo Kawai							
11:40-11:50 (10')	Break							
11:50-12:30 (40')		Industry Symposium 7 AstraZeneca	Industry Symposium 8 AstraZeneca	Industry Symposium 9 Vantive (11:50 - 12:35)	Industry Symposium 10 NIPRO			
12:30-13:00 (30')		General Assembly						
13:00-15:00 (120')	Diabetes and Obesity	KHP 2033	Hemodialysis	KSN-KES Joint Symposium	Disaster Response Committee (재난대응위원회)	Oral Communications 7 Transplantation		
15:00-15:30 (30')	Coffee Break and Poster Exhibition							
15:30-16:40 (70')	Ethics Education	KSN-APSN CME Course	KSN-ISRNM-KSCN Joint Symposium	Satellite Symposium 3 Sponsored by Handok	Clinical Guidelines Committee (진료지침위원회)	Oral Communications 8 Non-dialysis CKD, Diabetic Kidney Disease, Renal Nutrition		
16:40-17:30 (50')				Home-based Peritoneal Dialysis Management Pilot Project (16:40-17:50)				

Day 4 – June 14 (Sun)

KOR → ENG Interpretation (Korean)
ENG/KOR Simultaneous Interpretation
Only Korean
Only English
Plenary Lecture & Official Program

Time	Auditorium	Room 1	Room 2	Room 3	Room 4	Room 5	Hands-on Session
		GBR 101	GBR 102	GBR 103	Room 203	Room 205	Room 201-202
08:30-10:30 (120')		Dialysis Nurse Course 1		Dialysis Specialist Physician Course 1	Nephrology Board Review Course 1		Hands-on Session 1 (Intervention) (09:00 - 10:30)
10:30-10:40 (10')	Break						
10:40-12:40 (120')		Dialysis Nurse Course 2		Dialysis Specialist Physician Course 2	Nephrology Board Review Course 2		Hands-on Session 2 (Intervention) (10:50 - 12:20)

Daily Scientific Program

Day 1 – June 11 (Thu)

KOR → ENG Interpretation (Korean)
ENG/KOR Simultaneous Interpretation
Only Korean
Only English
Plenary Lecture & Official Program

Time	Auditorium	Room 1	Room 2	Room 3	Room 4	Room 5	Poster Exhibition	
		GBR 101	GBR 102	GBR 103	Room 203	Room 205	Room 201-202	
10:30-12:00 (90')		PG Education 1 Dialysis Peritoneal Dialysis	PG Education 2 Fluid & Electrolyte	PG Education 3 Glomerular Disease	National Institute of Health (NIH) Symposium	KSN Cooperative Study	Poster Exhibition (10:30 ~ 18:30)	
12:00 -12:40 (40')			Industry Symposium 1 Otsuka	Industry Symposium 2 Boehringer Ingelheim				
12:40 -13:00 (20')	Break							
13:00-14:30 (90')	KSN-KSID Joint Symposium (13:00-14:40)	Pathology	PG Education 4 AKI	PG Education 5 Kidney Transplantation	Pediatric Nephrology	Oral Communications 1 Research Grant Presentations		
14:30-15:00 (30')	Break					2026 Joint Symposium of the Korean Society of Nephrology and the Korean Association of Medical Journalists (14:30 -16:30)		
15:00-16:30 (90')	Basic Research 1	CPC	Artificial Intelligence		Genetic Disease	The Korean Society of Nephrology Press Conference (16:30 - 17:00)		
16:30-17:00 (30')								
17:00-17:10 (10')	Break							
17:10-17:40 (30')	Opening Ceremony							
17:40-18:30 (50')	Plenary Lecture 1 Barry I. Freedman							
18:30-19:30 (60')				Welcome Reception				

Scientific Programs

Daily Program

KOR → ENG Interpretation (Korean)
ENG/KOR Simultaneous Interpretation
Only Korean
Only English
Plenary Lecture & Official Program

Day 1 – June 11 (Thu)

10:30-12:00	PG Education 1 - Dialysis (Peritoneal Dialysis)	KOR→ENG	Room 1 (GBR 101), 1F
Chairperson	Jwa-Kyung Kim Hallym University Sacred Heart Hospital, Korea		
10:30-11:00	How to Manage Complications of PD Access?	Seok Hui Kang Yeungnam University Medical Center, Korea	
11:00-11:30	PD Prescription: Initial and Personalized Tailoring	Hyo Jin Kim Korea University Guro Hospital, Korea	
11:30-12:00	Management of Infectious Complications of PD: Treatment and Prevention	Ji-Young Choi Kyungpook National University Hospital, Korea	
10:30-12:00	PG Education 2 - Fluid & Electrolyte <i>Electrolyte Disorders Through Cases: Diagnostic Pearls for Nephrologists</i>	KOR→ENG	Room 2 (GBR 102), 1F
Chairperson	Kyung Pyo Kang Jeonbuk National University Hospital, Korea Sungjin Chung The Catholic University of Korea Yeouido St. Mary's Hospital, Korea		
10:30-11:00	Salt Wasting vs SIADH: Hyponatremia with Volume Clues	Seon Ha Baek Hallym University Dongtan Sacred Heart Hospital, Korea	
11:00-11:30	Hypokalemia Uncovered: Diagnostic Algorithm Through a Real Case	Semin Cho Chung-Ang University Gwangmyeong Hospital, Korea	
11:30-12:00	Uric Acid and the Kidney: What Hyperuricemia and Hypouricemia Tell Us	Su Hyun Song Chonnam National University Hospital, Korea	
10:30-12:00	PG Education 3 - Glomerular and Tubulointerstitial Disorders <i>CKM Syndrome in Glomerular Disease: An Integrated Clinical Approach</i>	KOR→ENG	Room 3 (GBR 103), 1F
Chairperson	Ji In Park Kangwon National University Hospital, Korea		
10:30-10:50	CKM Syndrome: Relevance to Glomerular Disease	Soie Kwon Chung-Ang University Hospital, Korea	
10:50-11:10	Obesity and Metabolic Dysfunction in Proteinuric GN	Jin Sug Kim Kyung Hee University Medical Center, Korea	
11:10-11:30	Cardiovascular Risk Stratification in Glomerular Disease	Cheol Ho Park Severance Hospital, Korea	
11:30-11:50	Integrative Management Strategies for CKM in GN	Sehoon Park Seoul National University Hospital, Korea	
11:50-12:00	Group Q&A		

Daily Program

KOR → ENG Interpretation (Korean)
ENG/KOR Simultaneous Interpretation
Only Korean
Only English
Plenary Lecture & Official Program

10:30-12:00	National Institute of Health (NIH) Symposium	KOR→ENG	Room 4 (203), 2F
<p><i>Research Project for Overcoming Chronic Kidney Disease from Acute Kidney Disease after Acute Kidney Injury</i></p> <p>Chairperson Jae-Hwan Nam National Institute of Health, Korea Sung Gyun Kim Hallym University Sacred Heart Hospital, Korea</p>			
10:30-10:50	Unmet Clinical Needs in AKI and AKD: Insights from a Nationwide Korean Multicenter Cohort	Jung Nam An Hallym University Sacred Heart Hospital, Korea	
10:50-11:10	Impact of Timing of Continuous Kidney Replacement Therapy Initiation on Clinical Outcomes	Sei Hong Min Hallym University Sacred Heart Hospital, Korea	
11:10-11:30	Pre-Initiation Urine Output as a Meaningful Determinant of Outcomes in CKRT	Ara Ko Seoul National University Hospital	
11:30-11:50	Prognostic Implications of Continuous Kidney Replacement Therapy Duration in Critically Ill Patients	Hee-Yeon Jung Kyungpook National University Hospital, Korea	
11:50-12:00	Group Q&A		
10:30-12:00	KSN Cooperative Study	KOR	Room 5 (205), 2F
<p>Chairperson Sung Jin Moon Catholic Kwandong University International St. Mary's Hospital, Korea Tae-Hyun Yoo Severance Hospital, Korea</p>			
10:30-10:50	Current Status and Prognosis of Alport Syndrome in Korea (우리나라 알포트 증후군의 현황과 예후)	Min Hyun Cho Kyungpook National University Hospital, Korea	
10:50-11:10	Clinical Outcomes and Risk Factors of Kidney Complications Following Cancer Therapy: A Cohort-Based Study (암 치료 후 발생하는 신장 합병증 환자의 코호트 구축, 역학, 예후 분석 및 위험인자 발굴에 대한 연구)	Se Won Oh Korea University Anam Hospital, Korea	
11:10-11:30	Research on the current status and prognosis of pediatric and adult IgA nephropathy in South Korea (우리나라 소아청소년 및 성인 IgA 신병증의 현황과 예후에 대한 연구)	Dong Ki Kim Seoul National University Hospital, Korea	
11:30-11:50	Development of a Model for Estimating 24-Hour Urinary Sodium Excretion Using Spot Urine Samples in Korean Patients with CKD: The K-SALT Study (한국인 만성콩팥병 환자의 단위 소변을 이용한 24시간 소변 소동 배설량 추정 모델 개발: K-SALT 연구)	Ji Yong Jung Gachon University Gil Medical Center, Korea	

Daily Program

KOR → ENG Interpretation (Korean)
ENG/KOR Simultaneous Interpretation
Only Korean
Only English
Plenary Lecture & Official Program

Day 1 - June 11 (Thu)

12:00-12:40	Industry Symposium 1 (Otsuka)	ENG→KOR	Room 2 (GBR 102), 1F
Chairperson Hyeong Cheon Park Gangnam Severance Hospital, Korea			
12:00-12:40	From Guidelines to Practice: Real-World Experience with Tolvaptan in Autosomal Dominant Polycystic Kidney Disease	Semin Cho Chung-Ang University Gwangmyeong Hospital, Korea	
12:00-12:40	Industry Symposium 2 (Boehringer Ingelheim)	ENG→KOR	Room 3 (GBR 103), 1F
Chairperson Jung Eun Lee Samsung Medical Center, Korea			
12:00-12:40	Slowing Progressive Kidney Disease with Jardiance: The Earlier the Better?	Merlin Thomas Monash University, Australia	
13:00-14:40	KSN-KSID Joint Symposium (Korean Society of Infectious Diseases) <i>Joint Perspectives on Infection Control in Kidney Disease</i>	KOR→ENG	Auditorium, 3F
Chairperson Hong Bin Kim Seoul National University Bundang Hospital, Korea Eun Hui Bae Chonnam National University Hospital, Korea			
13:00-13:10	KSN-KSID MOU Ceremony		
13:10 - 13:30	Herpes Zoster Prevention in Patients With Kidney Disease: Current Evidence, Safety, and Clinical Application of the Recombinant Zoster Vaccine (RZV)	Won Suk Choi Korea University Ansan Hospital, Korea	
13:30-13:50	Managing Tuberculosis Infection in End-Stage Kidney Disease: With a Focus on TB Guidelines for dialysis patients	Ji-Young Choi Kyungpook National University Hospital, Korea	
13:50-14:10	Catheter-Related Bloodstream Infections (CRBSIs): Emerging Challenges and Infection Control Implications in Dialysis and Critical Care Settings	Hyung Duk Kim The Catholic University of Korea Eunpyeong St. Mary's Hospital, Korea	
14:10-14:30	Management of Refractory or Resistant CMV Infections in Transplant Recipients: Clinical Evidence and Real-World Application of Maribavir	Jae-Hoon Ko Samsung Medical Center, Korea	
13:00-14:30	Pathology	ENG→KOR	Room 1 (GBR 101), 1F
Chairperson Yong-Jin Kim Kyungpook National University Hospital, Korea			
13:00-13:40	Overview of MPGN: Transition from Morphological to Etiological Classification	Ryuji Ohashi Nippon Medical School, Japan	
13:40-14:20	Pathological Diagnosis of Thrombotic Microangiopathy: Insights from Diverse Clinical Settings	Kyung-Chul Moon Seoul National University Hospital, Korea	
14:20-14:30	Group Q&A		

Daily Program

KOR → ENG Interpretation (Korean)
ENG/KOR Simultaneous Interpretation
Only Korean
Only English
Plenary Lecture & Official Program

13:00-14:30	PG Education 4 - Acute Kidney Injury	ENG→KOR	Room 2 (GBR 102), 1F
Chairperson	Jin Hyuk Paek Keimyung University Dongsan Medical Center, Korea Nuttha Lumlertgul King Chulalongkorn Memorial Hospital, Chulalongkorn University, Thailand		
13:00-13:20	Patient Fluid Balance and Net Ultrafiltration: Impacts on Survival in CKRT Patients	Jin Hyuk Paek	Keimyung University Dongsan Medical Center, Korea
13:20-13:40	The Post-AKI Care Model: Implementing Risk-Stratified Follow-Up	Nuttha Lumlertgul	King Chulalongkorn Memorial Hospital, Chulalongkorn University, Thailand
13:40-14:00	Beyond Creatinine: Integrating Novel Biomarkers and Continuous Monitoring into CKRT Weaning Protocols	Yohan Park	Konyang University Hospital, Korea
14:00-14:20	Green Nephrology in the ICU: Sustainable Practices for AKI and CKRT Management	Harin Rhee	Pusan National University Hospital, Korea
14:20-14:30	Group Q&A		
13:00-14:30	PG Education 5 - Kidney Transplantation <i>Special Topics for the Modern Transplant Clinician</i>	KOR→ENG	Room 3 (GBR 103), 1F
Chairperson	Chan-Duck Kim Kyungpook National University Hospital, Korea Myung-Gyu Kim Korea University Anam Hospital, Korea		
13:00-13:30	Rapid Assessment and Management of Acute Kidney Injury in the Transplant Patient	Ho Sik Shin	Kosin University Gospel Hospital, Korea
13:30-14:00	Guideline Update: Key Points in the Care of Kidney Transplant Recipients	Jong Cheol Jeong	Seoul National University Bundang Hospital, Korea
14:00-14:30	Infectious Diseases After Transplant: Cutting-Edge Guidelines You Need to Know	Tae Hyun Ban	The Catholic University of Korea Eunpyeong St. Mary's Hospital, Korea
13:00-14:30	Pediatric Nephrology <i>CAKUT Across the Lifespan: From Cradle to Adulthood</i>	ENG→KOR	Room 4 (203), 2F
Chairperson	Tae-Sun Ha Chungbuk National University Hospital, Korea Hee Gyung Kang Seoul National University Hospital, Korea		
13:00-13:20	Multicystic Dysplastic Kidney (MCDK): Natural History and Follow-up Strategies	Minji Park	Kyungpook National University Hospital, Korea
13:20-13:40	Renal Hypo(dys)plasia: Prognosis and Practical Management	Eujin Park	Korea University Guro Hospital, Korea
13:40-14:00	Syndromic and Genetic CAKUT: Clinical Lessons from Case Experiences	Yo Han Ahn	Seoul National University Hospital, Korea

Daily Program

KOR → ENG Interpretation (Korean)
ENG/KOR Simultaneous Interpretation
Only Korean
Only English
Plenary Lecture & Official Program

Day 1 - June 11 (Thu)

14:00-14:20	Growing up With CAKUT: Shaping the Future of Transition to Adult Care	Jeong Yeon Kim Samsung Medical Center, Korea
14:20-14:30	Group Q&A	
13:00-14:30	Oral Communications 1 <i>Research Grant Presentations</i>	ENG Room 5 (205), 2F
Chairperson	Eun Young Seong Pusan National University Hospital, Korea Yunmi Kim Inje University Busan Paik Hospital, Korea	
13:00-13:09	<i>*KSN Grant (K-NRF 2025)</i> Predicting Disease Activity in Childhood Nephrotic Syndrome	Eujin Park Korea University Guro Hospital, Korea
13:09-13:18	<i>*KSN Grant (K-NRF 2025)</i> Effects of Immunosuppressive Therapy on Cellular Aging in Kidney Transplant Recipients: An Integrative Approach	Woo-Yeong Park Keimyung University Dongsan Medical Center, Korea
13:18-13:27	<i>*KSN Grant (K-NRF 2025)</i> Urologic Cancer Stage and Survival in Kidney Transplant Recipients: A Nationwide Comparative Cohort with Dialysis and Non-Kidney Replacement Therapy Patients	Eunjeong Kang Seoul National University Hospital, Korea
13:27-13:36	<i>*KSN Grant (K-NRF 2025)</i> Pathophysiological Significance of Reduced Monocarboxylate Transporter (MCT) Expression in Diabetic Kidney Disease and a Novel Therapeutic Strategy Through Its Restoration	Seung Yun Chae Incheon St. Mary's Hospital, The Catholic University of Korea, Korea
13:36-13:45	<i>*KSN Grant (K-NRF 2024)</i> Bone Turnover Markers as Independent Predictors of Bone Mineral Density Loss and Osteoporosis Beyond Parathyroid Hormone in Dialysis Patients: A 2-Year Prospective Multicenter Cohort Study	Ji Eun Kim Korea University Guro Hospital, Korea
13:45-13:54	<i>*KSN Grant (K-NRF 2023)</i> Standards for Facilities and Operations of Hemodialysis Units in Korea	Young-Ki Lee Kangnam Sacred Heart Hospital, Korea
13:54-14:03	<i>*KSN Grant (K-NRF 2025)</i> Decision-Making and Experiences of Conservative Kidney Management in Older Adults with Advanced Chronic Kidney Disease: A Qualitative Study	Jeongin Song Dongguk University Ilsan Hospital, Korea
14:03-14:12	<i>*KSN Grant (K-NRF 2025)</i> Green Dialysis Engineering: Development of a Water and Power Reduction Mode for Portable Reverse Osmosis Systems in Dialysis Care	Seong Geun Kim Gangnam Severance Hospital, Korea
14:12-14:21	<i>*KSN Grant (K-NRF 2025)</i> The Role of Urinary Complement Factor Ba as a Biomarker for Disease Activity and Prognostic Prediction in IgA Nephropathy	Seyoung Ryou Incheon St. Mary's Hospital, The Catholic University of Korea, Korea
14:21-14:30	<i>*KSN Grant (K-NRF 2025)</i> Histopathologic Correlates of Kidney Function and Diagnosis in Glomerular Disease Identified Through Unsupervised Learning	Min Woo Kang Korea University Guro Hospital, Korea

Daily Program

KOR → ENG Interpretation (Korean)
ENG/KOR Simultaneous Interpretation
Only Korean
Only English
Plenary Lecture & Official Program

Basic Research 1			
15:00-17:00	Translational Session: Beyond Diagnosis: Can Multi-Omics Guide Personalized Kidney Therapy?	ENG→KOR	Auditorium, 3F
Chairperson	Jihwan Park Gwangju Institute of Science and Technology (GIST), Korea Seong Kyu Han Inha University, Korea		
15:00-15:40	Multi-Omics-Driven Precision Nephrology: From Mapping the Immune Activation Trajectory to Targeted Nanotherapy	Sehoon Park	Seoul National University Hospital, Korea
15:40-16:20	From Genome to Precision Nephrology: Finding the Answers	Xin Sheng	Zhejiang University, China
16:20-17:00	Precision Nephrology: Insights from the KPMP and the Integration of Pathology with Transcriptomics	Jeffrey Hodgin	Michigan University, USA
CPC			
15:00-17:00		KOR	Room 1 (GBR 101), 1F
Chairperson	Kyung-Chul Moon Seoul National University Hospital, Korea Seungyeup Han Keimyung University Dongsan Hospital, Korea		
15:00-15:10	Case 1: Clinical	Kyungho Lee	Samsung Medical Center, Korea
15:10-15:25	Case 1: Clinical Discussion	Dha Woon Im	Uijeongbu Eulji Medical Center, Eulji University, Korea
15:25-15:40	Case 1: Pathology	Ghee Young Kwon	Samsung Medical Center, Korea
15:40-15:50	Case 2: Clinical	Jaeyoung Kim	National Health Insurance Service Ilsan Hospital, Korea
15:50-16:05	Case 2: Clinical Discussion	Jeeyoung Kim	Chung-Ang University Hospital, Korea
16:05-16:20	Case 2: Pathology	Sung-Eun Choi	National Health Insurance Service Ilsan Hospital, Korea
16:20-16:30	Case 3: Clinical	Jin Ha Jang	Severance Hospital, Korea
16:30-16:45	Case 3: Clinical Discussion	Jeongin Song	Dongguk University Ilsan Hospital, Korea
16:45-17:00	Case 3: Pathology	Minsun Jung	Severance Hospital, Korea

Daily Program

KOR → ENG Interpretation (Korean)
ENG/KOR Simultaneous Interpretation
Only Korean
Only English
Plenary Lecture & Official Program

Day 1 - June 11 (Thu)

Artificial Intelligence			
15:00-17:00	Artificial Intelligence in Nephrology: Current Landscape and Clinical Applications	KOR→ENG	Room 2 (GBR 102), 1F
Chairperson	Hyung Woo Kim Severance Hospital, Korea Kipyoo Kim CHA Bundang Medical Center, Korea		
15:00-15:30	Current Status and Future Perspectives of Medical AI Research Based on Electronic Health Records	Yoonjae Choi KAIST, Korea	
15:30-16:00	Integrating AI into Nephrology: Applications and Challenges	Lili Chan New York Mount Sinai Hospital, USA	
16:00-16:30	Development and Implementation of Large Language Model in Electronic Health Records	Seng Chan You Yonsei University, Korea	
16:30-17:00	Applications of Generative AI in Clinical Practice and Medical Research	Ki-Hyun Jeon Seoul National University Bundang Hospital, Korea	
Genetic Disease			
15:00-17:00	Genetic Etiology in CKD	ENG→KOR	Room 4 (203), 2F
Chairperson	Min Hyun Cho Kyungpook National University Hospital, Korea Ho Sik Shin Kosin University Gospel Hospital, Korea		
15:00-15:30	Genetic Etiology in Adult CKD in Japan	Eisei Sohara Institute of Science Tokyo, Japan	
15:30-16:00	PKD Cohort Study in Korea: Clinical and Genetic Characteristics	Yunkyu Oh Seoul National University Boramae Medical Center, Korea	
16:00-16:30	Genetic Etiology of Kidney Disease in Korean Bio Big Data	Cohun Seo 3 Billion, Korea	
16:30-17:00	Application of Standardized Genetic Counseling in Medical Services in Korea	Inhee Choi Asan Medical Center, Korea	
2026 Joint Symposium of the Korean Society of Nephrology and the Korean Association of Medical Journalists			
14:30-16:30	Shaping Tomorrow's Nephrology: Policy-Driven Kidney Health in Korea (만성 콩팥병 관리제 - 대만과 우리나라의 사례를 중심으로)	KOR→ENG	Room 5 (205), 2F
Moderator	Jinhan Lee Vice-president, Korean Association of Medical Journalists, Korea Shina Lee Vice-Secretary General, The Korean Society of Nephrology, Korea		
14:30-14:35	Opening Address	Hyeong Cheon Park President, The Korean Society of Nephrology, Korea	
14:35-14:40	Welcome Address	Tae Won Min President, Korean Association of Medical Journalists, Korea	

Daily Program

KOR → ENG Interpretation (Korean)
ENG/KOR Simultaneous Interpretation
Only Korean
Only English
Plenary Lecture & Official Program

14:40-14:45	Congratulatory Address	Bo-yun Choi Member of Parliament, Korea	
14:45-14:50	Group Photo Time		
Part 1: Current State of Chronic Kidney Disease (CKD) Management (1부. 만성 콩팥병 관리의 현주소)			
14:50-15:10	Current Status and Future Perspectives of CKD Management in Korea	Sejoong Kim Director, the KORDS Registry, The Korean Society of Nephrology, Korea	
15:10-15:30	National CKD Management Policy in Taiwan: Current Landscape and Outcomes	I-Wen Wu Taipei Medical University Hospital, Taiwan	
Part 2: Panel Discussion (2부. 종합토론)			
Chairperson	Tae Won Min President, Korean Association of Medical Journalists, Korea Hyeong Cheon Park President, The Korean Society of Nephrology, Korea		
		Sejoong Kim Director, the KORDS Registry, The Korean Society of Nephrology, Korea	
		Jin Yong Lee Seoul National University, Korea	
		Dong Hyung Lee Director-at-Large (Special Director for KHP 2033), The Korean Society of Nephrology, Korea	
15:30-16:20	Adapting Taiwan's Successful Model to Korea: Advancing the National Chronic Kidney Disease Management Program and Key Tasks for Implementation (대만 성공 모델의 한국적 변용: 국내 만성콩팥병 관리제의 도약과 실천 과제)	Eun Mi Choi Vice-president, Korean Association of Medical Journalists, Korea	
		I-Wen Wu Taipei Medical University Hospital, Taiwan	
		Wei Cheng Tseng Taipei Veterans General Hospital, Taiwan	
		Jung Sun Han Journalist, Health Kyunghyang, Korea	
16:20-16:25	Q&A and Closing		
16:30-17:00	The Korean Society of Nephrology Press Conference	KOR	Room 5 (205), 2F
17:10-17:40	Opening Ceremony		Auditorium, 3F

Day 1 - June 11 (Thu)

Daily Program

KOR → ENG Interpretation (Korean)
ENG/KOR Simultaneous Interpretation
Only Korean
Only English
Plenary Lecture & Official Program

Day 1 - June 11 (Thu)

17:40-18:30	Plenary Lecture 1	ENG→KOR	Auditorium, 3F
Chairperson	Hyeong Cheon Park Gangnam Severance Hospital, Korea Ho Jun Chin Seoul National University Bundang Hospital, Korea		
17:40-18:30	APOL1: From Genome Discovery to Clinical Practice	Barry I. Freedman Wake Forest University School of Medicine, USA	
18:30-19:30	Welcome Reception		Room 3 (GBR 103), 1F

Daily Scientific Program

Day 2 – June 12 (Fri)

KOR → ENG Interpretation (Korean)
ENG/KOR Simultaneous Interpretation
Only Korean
Only English
Plenary Lecture & Official Program

Time	Auditorium	Room 1	Room 2	Room 3	Room 4	Room 5	Poster Exhibition
		GBR 101	GBR 102	GBR 103	Room 203	Room 205	Room 201-202
08:30-10:10 (100')	KSN-TSN-JSDT Joint Symposium	Basic Research 2	Peritoneal Dialysis	KSN-KSCCM Joint Symposium	Green Nephrology	Oral Communications 2 AKI, Fluids & Electrolytes, Hypertensive Nephrology	Poster Exhibition (09:00 ~ 17:40)
10:10-10:20 (10')	Break						
10:20-12:00 (100')	CKM	Glomerulonephritis	Fluid & Electrolyte	KSN-ISN Joint Symposium	Satellite Symposium 1 Sponsored by Otsuka	Oral Communications 3 Glomerulonephritis	
12:00-12:40 (40')		Industry Symposium 3 GSK	Industry Symposium 4 DKSH	Industry Symposium 5 Daewon	Industry Symposium 6 FME		
12:40-12:50 (10')	Break						
12:50-13:40 (50')	Plenary Lecture 2 Peter Rossing						
13:40-13:50 (10')	Break						
13:50-15:30 (100')	Satellite Symposium 2 Sponsored by HK inno.N	KSN-ESPN Joint Symposium	Kidney Transplantation 1	KDIGO-KSN Joint Symposium	KSN-KSH Joint Symposium	Oral Communications 4 Basic Research	
15:30-16:00 (30')	Coffee Break and Poster Exhibition						
16:00-17:40 (100')	Patient Advocacy Session	Chronic Kidney Disease	Kidney Transplantation 2	KSN-ISPD Joint Symposium	KORDS Report/ Dialysis Center Accreditation	Oral Communications 5 Big Data / Pediatrics / Geriatrics	

Daily Program

KOR → ENG Interpretation (Korean)
ENG/KOR Simultaneous Interpretation
Only Korean
Only English
Plenary Lecture & Official Program

Day 2 – June 12 (Fri)

Day 2 – June 12 (Fri)

08:30-10:10	KSN-TSN-JSDT Joint Symposium <i>Recent Advances and Emerging Issues in Hemodialysis</i>	ENG+KOR	Auditorium, 3F
Chairperson	Hyeong Cheon Park <small>Gangnam Severance Hospital, Korea</small> Jin-Shuen Chen <small>Kaohsiung Veterans General Hospital, Taiwan</small> Takafumi Ito <small>Teikyo University Chiba Medical Center, Japan</small>		
08:30-08:55	Malignancy in Hemodialysis Patients: Monitoring and Management		Takeshi Matsubara <small>Kitano Hospital, Japan</small>
08:55-09:20	Atrial Fibrillation in Hemodialysis: Risks, Anticoagulation, and Clinical Outcomes		Szu-Chun Hung <small>Taipei Tzu Chi Hospital, Taiwan</small>
09:20-09:45	Dialyzer Selection and Its Clinical Implications		Jeong-Hoon Lim <small>Kyungpook National University Chilgok Hospital, Korea</small>
09:45-10:10	Depression in Hemodialysis Patients		Yoichi Ohtake <small>Takeo Medical Clinic, Japan</small>
Basic Research 2			
08:30-10:10	<i>The Core Pathogenesis of IgAN: Integrating Genetics, Mucosal Immunity, and Kidney Injury</i>	ENG+KOR	Room 1 (GBR 101), 1F
Chairperson	Hajeong Lee <small>Seoul National University Hospital, Korea</small> Yusuke Suzuki <small>Juntendo University, Japan</small>		
08:30-08:55	Pathogenic Mechanisms of IgAN: Focusing on Mucosal B-Cell Responses		Hitoshi Suzuki <small>Juntendo University, Japan</small>
08:55-09:20	Precision Treatment of IgA Nephropathy: Current and Future Directions		Xueqing Yu <small>Guangdong Provincial People's Hospital, Guangdong Academy of Medical Sciences, China</small>
09:20-09:45	Misplaced Immunity: The Role of Defective B-Cell Homing in IgAN Pathogenesis		Nicholas Steers <small>Columbia University Irving Medical Center, USA</small>
09:45-10:10	The Gut-Kidney Axis in IgA Nephropathy		James Gleeson <small>Université Paris Cité, France</small>
Peritoneal Dialysis			
08:30-10:10	<i>Peritoneal Dialysis in Special Populations: Challenge or Limitation?</i>	ENG+KOR	Room 2 (GBR 102), 1F
Chairperson	Talerngsak Kanjanabuch <small>Chulalongkorn University, Thailand</small> Jun Young Do <small>Yeungnam University Medical Center, Korea</small>		
08:30-08:55	Peritoneal Dialysis in Liver Cirrhosis and Heart Failure		Jwa-Kyung Kim <small>Hallym University Sacred Heart Hospital, Korea</small>

Daily Program



KOR → ENG Interpretation (Korean)
ENG/KOR Simultaneous Interpretation
Only Korean
Only English
Plenary Lecture & Official Program

08:55-09:20	Peritoneal Dialysis in Autosomal Dominant Polycystic Kidney Disease	Yong Chul Kim Seoul National University Hospital, Korea
09:20-09:45	Assisted Peritoneal Dialysis for Elderly ESKD Patients	Se-Hee Yoon Konyang University Hospital, Korea
09:45-10:10	Peritoneal Dialysis in Patients with Metabolic Syndrome	Sunita Bavanandan Hospital Kuala Lumpur, Malaysia
08:30-10:10	KSN-KSCCM Joint Symposium (Korean Society of Critical Care Medicine) <i>Recent Updates and Controversies in Sepsis-Associated AKI</i>	KOR→ENG Room 3 (GBR 103), 1F
Chairperson	Hye Ryoung Jang Samsung Medical Center, Korea Sungwon Na Severance Hospital, Korea	
08:30-08:55	Place of Hemoadsorption in Sepsis-Associated AKI: Pros	Sung Yoon Lim Seoul National University Bundang Hospital, Korea
08:55-09:20	Place of Hemoadsorption in Sepsis-Associated AKI: Cons	Jae Yoon Park Dongguk University Ilsan Hospital, Korea
09:20-09:45	Comprehensive Management of Sepsis: Evidence-Based Updates	Hong Yeul Lee Seoul National University Hospital, Korea
09:45-10:10	Optimal CRRT Dosing Strategy in Sepsis-Associated AKI	Chan-Young Jung Asan Medical Center, Korea
08:30-10:10	Green Nephrology <i>Green Nephrology: Towards a Sustainable Future in Kidney Care</i>	ENG→KOR Room 4 (203), 2F
Chairperson	Seong Geun Kim Gangnam Severance Hospital, Korea Jane Waugh Sunshine Coast University Private Hospital, Australia	
08:30-08:55	Hemodialysis: High Flux, High Footprint?	Jane Waugh Sunshine Coast University Private Hospital, Australia
08:55-09:20	Peritoneal Dialysis: Plastic Bags and Green Promises	Cheuk-Chun Szeto The Chinese University of Hong Kong, Hong Kong
09:20-09:35	KSN-Sustainable Kidney Care Committee Recommendations	Jihyun Yang Kangbuk Samsung Hospital, Korea
09:35-09:50	Carbon Footprint in Kidney Care in Korea	So Mi Kim Dankook University Hospital, Korea
09:50-10:00	Smart Dialysis Engineering: Cutting Energy, Waste, and Water	Seong Geun Kim Gangnam Severance Hospital, Korea
10:00-10:10	Group Q&A	

Day 2 – June 12 (Fri)

Daily Program

KOR → ENG Interpretation (Korean)
ENG/KOR Simultaneous Interpretation
Only Korean
Only English
Plenary Lecture & Official Program

08:30-10:10	Oral Communications 2 <i>AKI, Fluids & Electrolytes, Hypertensive Nephrology</i>	ENG	Room 5 (205), 2F
Chairperson Chang Seong Kim Chonnam National University Hospital, Korea Jung Nam An Hallym University Sacred Heart Hospital, Korea			
08:30-08:40	Inhibition of Core Fucosylation by 2-Fluorofucose Attenuated Acute Kidney Injury by Modulating ERK1/2 Signaling Axis	Nan Shen The 1st Affiliated Hospital of Dalian Medical University, China	
08:40-08:50	Cuffless Ring Photoplethysmography for 24-Hour Blood Pressure Monitoring in Hemodialysis Patients: Validation Against Ambulatory BP Monitoring and Assessment of Dipping Pattern Agreement	Jong Hyun Jhee Gangnam Severance Hospital, Korea	
08:50-09:00	The Ang2/Ang1 Ratio as an Independent Predictor of MACE in Hypertensive CKD Patients	Jeeyoung Kim Chung-Ang University Hospital, Korea	
09:00-09:10	FAST-DEC Multimodal Deep Clustering Identifies Reproducible ICU Acute Kidney Injury Subphenotypes and a Phenotype-Specific Benefit of Early Kidney Replacement Therapy	Min Woo Kang Korea University Guro Hospital, Korea	
09:10-09:20	Time-Varying Mortality Risk of Metabolic Syndrome in CKRT Patients: A Nationwide Cohort Study	Minji Kim Samsung Medical Center, Korea	
09:20-09:30	Long-term Kidney Outcomes After Immune Checkpoint Inhibitor Therapy Compared with Conventional Chemotherapy	Inyong Jeong Korea University College of Medicine, Korea	
09:30-09:40	Development of a Mode-Change-Based Strategy for Discontinuation During Ongoing CKRT (DECISION-CKRT): A Multicenter Prospective Observational Study	Yohan Park Konyang University Hospital, Korea	
09:40-09:50	Differential Effects of SGLT2 Inhibitors on Contrast-Associated Acute Kidney Injury According to Hemoglobin and Age: A Propensity-Score Matched Analysis	Byungkwan Jung Gachon University Gil Medical Center, Korea	
09:50-10:00	Comparative Efficacy and Safety of Therapies for Syndrome of Inappropriate Antidiuresis-Associated Hyponatremia: A Systematic Review and Network Meta-Analysis	Joseph Paulo Gonzales University of the Philippines Manila, Philippine General Hospital, Philippines	
10:00-10:10	*KSN Grant (K-NRF 2024) Evaluation of Longitudinal Plasma and Urinary Biomarkers for Predicting Acute Kidney Disease in Patients with Sepsis-Associated Acute Kidney Injury: A Prospective Cohort Study	Ha-Eun Lee Presbyterian Medical Center, Korea	

Day 2 - June 12 (Fri)

Daily Program

KOR → ENG Interpretation (Korean)
ENG/KOR Simultaneous Interpretation
Only Korean
Only English
Plenary Lecture & Official Program

CKM			
10:20-12:00	The Full Spectrum of Kidney Disease: Shifting the Paradigm in CKM Syndrome	ENG→KOR	Auditorium, 3F
Chairperson	Sung Cyun Kim Hallym University Sacred Heart Hospital, Korea Sang-Youb Han Inje University Ilsan Paik Hospital, Korea		
10:20-10:45	Why CKM Matters in Nephrology: The Expanding Burden of Kidney Disease	Jeonghwan Lee Seoul National University Boramae Medical Center, Korea	
10:45-11:10	Unlocking Treatment in Non-DM and T1DM CKD: New Finerenone Evidence for High Unmet Needs	Jung Eun Lee Samsung Medical Center, Korea	
11:10-11:35	From Kidney to Heart: Finerenone's Expanding Role in Comprehensive CKM Treatment	Brendon Neuen The George Institute for Global Health, Australia	
		Jeonghwan Lee Seoul National University Boramae Medical, Korea	
		Jung Eun Lee Samsung Medical Center, Korea	
11:35-12:00	Panel Discussion	Brendon Neuen The George Institute for Global Health, Australia	
		Seong Geun Kim Gangnam Severance Hospital, Korea	
		Gang Jee Ko Korea University Guro Hospital, Korea	
Glomerulonephritis			
10:20-12:00	Antibody-Mediated Glomerular Disease: From Novel Discovery to Clinical Translation	ENG→KOR	Room 1 (GBR 101), 1F
Chairperson	Sun-Hee Park Kyungpook National University Hospital, Korea Seung Hyeok Han Severance Hospital, Korea		
10:20-10:45	ANCA-Associated Vasculitis: Translating Pathogenesis into Targeted Therapy	Jin Kyun Park Seoul National University Hospital, Korea	
10:45-11:10	Novel Antigens in Membranous Nephropathy: From Discovery to Clinical Integration	Yaerim Kim Keimyung University Dongsan Medical Center, Korea	
11:10-11:35	Antibody-Targeted Therapies in Antigen-Defined Glomerular Diseases	Se Won Oh Korea University Anam Hospital, Korea	
11:35-12:00	Future Perspectives: Antigen Discovery, Multi-Omics, and Translational Immunology	Hyunje Kim Seoul National University Hospital, Korea	

Day 2 – June 12 (Fri)

Daily Program



KOR → ENG Interpretation (Korean)
ENG/KOR Simultaneous Interpretation
Only Korean
Only English
Plenary Lecture & Official Program

Day 2 - June 12 (Fri)

Fluid and Electrolyte			
10:20-12:00	Potassium in Crisis: From Molecular Mechanisms to Clinical Management	ENG+KOR	Room 2 (GBR 102), 1F
Chairperson	Tai-Shuan Lai National Taiwan University Hospital, Taiwan Biff F. Palmer Texas Tech University Health Sciences Center, USA		
10:20-10:45	Unlocking Potassium Secretion: The Roles of Aldosterone, ROMK, and WNK Kinases	Biff F. Palmer Texas Tech University Health Sciences Center, USA	
10:45-11:10	Drug-Induced Hyperkalemia: Navigating SGLT2i, MRAs and Beyond	Hyung Duk Kim The Catholic University of Korea Eunpyeong St. Mary's Hospital, Korea	
11:10-11:35	Evolving Role of Potassium Binders: Evidence, Clinical Use, and Future Directions	Sang Heon Song Pusan National University Hospital, Korea	
11:35-12:00	Potassium Disorders and Prognosis: Lessons from CKD and Dialysis Care	In O Sun Presbyterian Medical Center, Korea	
KSN-ISN Joint Symposium			
10:20-12:00	Innovations and Advances in Kidney Disease Management	ENG+KOR	Room 3 (GBR 103), 1F
Chairperson	Hyeong Cheon Park Gangnam Severance Hospital, Korea Bum Soon Choi The Catholic University of Korea Eunpyeong St. Mary's Hospital, Korea		
10:20-10:45	Kidney Disease and the Global NCD Agenda: Opportunities and Challenges	Marcello Tonelli University of Calgary, Canada	
10:45-11:10	Therapeutic Target of Kidney Diseases: From Bench to Bedside	Soo Wan Kim Chonnam National University Hospital, Korea	
11:10-11:35	Innovation in Nephrology (Telemedicine)	Masaomi Nangaku The University of Tokyo, Japan	
11:35-12:00	Management of CKD: Lessons from a Nationwide Korean Cohort	Kook-Hwan Oh Seoul National University Hospital, Korea	
Satellite Symposium 1 (Sponsored by Otsuka)			
10:20-12:00		ENG+KOR	Room 4 (203), 2F
Chairperson	Ken Tsuchiya Tokyo Women's Medical University, Japan YunKyu Oh Seoul National University Boramae Medical Center, Korea		
10:20-10:40	Intracranial Aneurysms in ADPKD: Updated Screening and Management in the KDIGO 2025 Era : Real-World Practice in Japan	Yusuke Ushio Tokyo Women's Medical University, Japan	
10:40-11:00	Beyond the Cysts: The Hidden Prognostic Value of Muscle Mass and BMI in ADPKD	Yong Chul Kim Seoul National University Hospital, Korea	
11:00-11:20	Beyond Tolvaptan: Combination Strategies to Further Suppress Kidney Volume Growth in ADPKD	Shinya Nakatani Osaka Metropolitan University Graduate School of Medicine, Japan	

Daily Program

KOR → ENG Interpretation (Korean)
ENG/KOR Simultaneous Interpretation
Only Korean
Only English
Plenary Lecture & Official Program

11:20-11:40	Effectiveness of Abdominal Bracing Core Exercises as Rehabilitation Therapy for Reducing Abdominal Symptoms in Patients with Autosomal Dominant Polycystic Kidney Disease and Significant Polycystic Liver Disease	Hyunsuk Kim Chuncheon Sacred Heart Hospital, Korea
11:40-11:55	Q&A	
10:20-12:00	Oral Communications 3 <i>Glomerulonephritis</i>	ENG Room 5 (205), 2F
Chairperson	Ju-Young Moon Kyung Hee University Hospital at Gangdong, Korea Hyoungnae Kim Soonchunhyang University Seoul Hospital, Korea	
10:20-10:30	Single-Cell Transcriptomic and Clonal Profiling Reveals Shared Signatures of Gd-IgA1 Stratification and B-Cell Clonal Expansion in IgA Nephropathy	Jinsun Lee Seoul National University College of Medicine, Korea 
10:30-10:40	Soluble CD93 Mediates Podocyte Injury Through Activation of the TGF- Pathway in Idiopathic Nephrotic Syndrome	Md Imtiazul Islam Nationwide Children's Hospital, USA
10:40-10:50	Distinct Associations of Histologic Activity and Chronicity with Short- and Long-Term Renal Outcomes in Lupus Nephritis	Hyeran Park The Catholic University of Korea St. Vincent's Hospital, Korea
10:50-11:00	Dysregulated B-cell T-cell Interactions in Immune Mediated Glomerular Diseases	Jenna Simpson Columbia University Irving Medical Center, USA
11:00-11:10	Genetic Latent Factor-Aided Identification of Protein Targets to Prioritize Drug Repurposing Candidates for Primary Membranous Nephropathy	Woo Vin Lee Seoul National University, Korea
11:10-11:20	Unbiased Transcriptomic Clustering Identifies a STAT1-Driven Inflammatory PEC Endotype at the Glomerular Vascular Pole	Jeong Ho Joo KAIST, Korea
11:20-11:30	Single-Cell Transcriptomics Identifies CD8 T-Cell Differentiation Signatures in Early IgA Nephropathy	Soojin Lee Eulji University Hospital, Korea
11:30-11:40	Analysis of IgA+ B-cells, IgA, and Gd-IgA1 in Monozygotic Twins Discordant for IgA Nephropathy	Suh Yeon Oh Columbia University Irving Medical Center, USA
11:40-11:50	Integrated Peripheral and Spatial Single-Cell Multiomics Reveals Immune Remodeling in Minimal Change Disease	Hyunah Ku Seoul National University College of Medicine, Korea 
12:00-12:40	Industry Symposium 3 (GSK)	ENG→KOR Room 1 (GBR 101), 1F
Chairperson	Byung Ha Chung The Catholic University of Korea Seoul St. Mary's Hospital, Korea	
12:00-12:40	The Importance of Shingles Prevention in CKD and Dialysis Patients	Sehoon Park Seoul National University Hospital, Korea

Day 2 – June 12 (Fri)

Daily Program

KOR → ENG Interpretation (Korean)
ENG/KOR Simultaneous Interpretation
Only Korean
Only English
Plenary Lecture & Official Program

12:00-12:40	Industry Symposium 4 (DKSH)	ENG→KOR	Room 2 (GBR 102), 1F
Chairperson	Kook-Hwan Oh Seoul National University Hospital, Korea		
12:00-12:40	Optimal Management of SHPT in Dialysis Patients: Clinical Benefits and Experience with Evocalcet	Hiroataka Komaba Tokai University School of Medicine, Japan	
12:00-12:40	Industry Symposium 5 (Daewon)	ENG→KOR	Room 3 (GBR 103), 1F
Chairperson	Hoon Young Choi Gangnam Severance Hospital, Korea		
12:00-12:40	Clinical Efficacy and Evidence of Renamezin in CKD & DKD	Cheol Ho Park Severance Hospital, Korea	
12:00-12:40	Industry Symposium 6 (FME)	ENG→KOR	Room 4 (203), 2F
Chairperson	Bum Soon Choi The Catholic University of Korea Eunpyeong St. Mary's Hospital, Korea		
12:00-12:40	Next-Generation Dialysis Membranes: What Clinicians Should Know	Sandip Mitra University of Manchester, England	
12:50-13:40	Plenary Lecture 2	ENG→KOR	Auditorium, 3F
Chairperson	Dae Suk Han The Clean Clinic, Korea Yon Su Kim Seoul National University Hospital, Korea		
12:50-13:40	Cardio-Kidney-Metabolic Syndrome	Peter Rossing University of Copenhagen, Denmark	
13:50-15:30	Satellite Symposium 2 (Sponsored by HK inno.N) <i>A New Horizon in Renal Anemia: Global Insights and the Clinical Debut of Vadadustat</i>	ENG→KOR	Auditorium, 3F
Chairperson	Hyeong Cheon Park Gangnam Severance Hospital, Korea Te-Chao Fang Taipei Medical University Hospital, Taiwan		
13:50-14:05	Pioneering Experience: Physiological Mechanisms and Real-World Evidence from Japan	Masaomi Nangaku The University of Tokyo, Japan	
14:05-14:20	Current Landscapes: Evolution of Global Guidelines in Renal Anemia Management	Marcello Tonelli University of Calgary, Canada	
14:20-14:35	Clinical Expansion: Navigating Healthcare System Constraints and HIF-PHI Implementation in Taiwan	Ko-Lin Kuo Taipei Tzu Chi Hospital, Taiwan	
14:35-14:50	Local Evidence: Clinical Implications of Phase 3 Trials and the Therapeutic Value of Vadanem in Korea	Sungjin Chung The Catholic University of Korea Yeouido St. Mary's Hospital, Korea	
14:50-15:20	Panel Discussion (Speaker's) & Q&A		

Daily Program



KOR → ENG Interpretation (Korean)
ENG/KOR Simultaneous Interpretation
Only Korean
Only English
Plenary Lecture & Official Program

KSN-ESPN Joint Symposium			
13:50-15:30	Updates in Pediatric Nephrology: Hypertension, Cystic and Glomerular Disorders, and CKD	ENG→KOR	Room 1 (GBR 101), 1F
Chairperson	Stella Stabouli Aristotle University of Thessaloniki, Greece Joo Hoon Lee Asan Medical Center, Korea		
13:50-14:15	Hypertension and Cardiovascular Risk Management in Children With CKD	Stella Stabouli Aristotle University of Thessaloniki, Greece	
14:15-14:40	Management of Polycystic Kidney Disease in Childhood	Matko Marlais University College London, UK	
14:40-15:05	Genetic Aspects of Renovascular Hypertension in Asian Children	Heeyeon Cho Samsung Medical Center, Korea	
15:05-15:30	Longitudinal Progression Trajectory of eGFR in Korean Children with CKD	Eun Mi Yang Chonnam National University Hospital, Korea	
Kidney Transplantation 1			
13:50-15:30	Precision Medicine in Kidney Transplantation	ENG→KOR	Room 2 (GBR 102), 1F
Chairperson	Seungyeup Han Keimyung University Dongsan Hospital, Korea Jung Hwa Ryu Ewha Womans University Medical Center, Korea		
13:50-14:15	Emerging Biomarkers for Early Detection of Allograft Injury	Jung Pyo Lee Seoul National University Boramae Medical Center, Korea	
14:15-14:40	Single-Cell and Spatial Transcriptomics in Transplant Immunology	Sang-Ho Lee Kyung Hee University Hospital at Gangdong, Korea	
14:40-15:05	Machine Learning Models for Predicting Rejection and Graft Loss	Hye Eun Yoon The Catholic University of Korea Seoul St. Mary's Hospital, Korea	
15:05-15:30	Personalized Immunosuppression Protocols in Clinical Practice	Woo Yeong Park Keimyung University Dongsan Medical Center, Korea	
KDIGO-KSN Joint Symposium			
13:50-15:30	Treatment Update of ANCA Vasculitis	ENG→KOR	Room 3 (GBR 103), 1F
Chairperson	Vladimír Tesař Charles University in Prague, Czech Republic Ho Jun Chin Seoul National University Bundang Hospital, Korea		
13:50-14:15	New Drugs for ANCA Vasculitis Treatment	Vladimír Tesař Charles University in Prague, Czech Republic	
14:15-14:40	ANCA-Associated Vasculitis Reading Between the Lines	Silke Brix University of Manchester, UK	

Daily Program

KOR → ENG Interpretation (Korean)
ENG/KOR Simultaneous Interpretation
Only Korean
Only English
Plenary Lecture & Official Program

Day 2 - June 12 (Fri)

14:40-15:05	Korea's Experience of Avacopan Treatment		
		Sungmi Kim The Catholic University of Korea Eunpyeong St. Mary's Hospital, Korea	
15:05-15:30	Older Age and Frailty in ANCA-Vasculitis		
		Soie Kwon Chung-Ang University Hospital, Korea	
13:50-15:30	KSN-KSH Joint Symposium (Korean Society of Hypertension) What's New in Hypertension?	KOR+ENG	Room 4 (203), 2F
Chairperson	Dae Eun Choi Chungnam National University Hospital, Korea Kwang Il Kim Seoul National University Hospital, Korea		
13:50-14:15	What Are the Differences Between Hypertension Guidelines?		
		Sungjin Chung The Catholic University of Korea Yeouido St. Mary's Hospital, Korea	
14:15-14:40	Resistant Hypertension: Latest Insights and Management Strategies		
		Sungha Park Severance Hospital, Korea	
14:40-15:05	New Drugs in Hypertension		
		Harin Rhee Pusan National University Hospital, Korea	
15:05-15:30	Trending Issues in Hypertension: Research Recommendations for the Young Investigators		
		Si-Hyuck Kang Seoul National University Bundang Hospital, Korea	
13:50-15:30	Oral Communications 4 Basic Research	ENG	Room 5 (205), 2F
Chairperson	Hyug Moo Kwon Ulsan National Institute of Science and Technology, Korea Jee-Yeon Ryu Seoul National University Hospital, Korea		
13:50-14:00	Drug Screening Using Human Kidney Organoids for Autosomal Dominant Polycystic Kidney Disease Enabled Effective Drug Repurposing		
		Jeongeun Lee Cell Death Disease Research Center, College of Medicine, The Catholic University of Korea, Seoul, Korea 	
14:00-14:10	Cell Death and Inflammation in the Progression of Cystic Kidney Disease		
		Emilia Kieckhoefer Cologne Excellence Cluster on Cellular Stress Responses in Aging-Associated Diseases (CECAD), University of Cologne, Faculty of Medicine and University Hospital Cologne, Germany 	
14:10-14:20	Pathological Tau Accumulation Contributes to Tubulointerstitial Injury and Fibrosis in Chronic Kidney Disease		
		Seong Woo Lee Soonchunhyang University Cheonan Hospital, Korea	
14:20-14:30	Gut Microbiome Remodeling Across CKD Etiologies Reveals Ecological Imbalance Signatures Linked to Kidney Injury		
		Minjie Fu Seoul National University Hospital, Korea	
14:30-14:40	Dapagliflozin Attenuates PM2.5-Induced Renal Tubular Cell Injury via Modulation of EGR-1 and MAPK Signaling Pathways		
		Hyung Eun Yim Korea University Ansan Hospital, Korea	

Daily Program

KOR → ENG Interpretation (Korean)
ENG/KOR Simultaneous Interpretation
Only Korean
Only English
Plenary Lecture & Official Program

14:40-14:50	Fabry Disease is Ameliorated by Long-Term PEG-Capped Ceria-Zirconia Nanoparticles via GSK3beta-TFEB-Mediated Restoration of Cholesterol Homeostasis	Eun Kyung Kim Konyang University Hospital, Korea
14:50-15:00	A Large-Scale Single-Nucleus Transcriptomic Landscape of Major Human Glomerular Diseases	Ara Ko Seoul National University Hospital, Korea
15:00-15:10	Proximal Tubular ALOX5 Links ECM Homeostasis and Collagen Remodeling in Renal Fibrosis	Youngyoon Moon Kyung Hee University Hospital at Gangdong, Korea
15:10-15:20	Generation of Functionally Matured Human Ureteric Bud Organoids with Enhanced Branching Morphogenesis	Sua Kim Cell Death Disease Research Center, College of Medicine, The Catholic University of Korea; Regenorgano Biotechnology, Seoul, Korea
15:20-15:30	A Single-Cell-Resolution Spatial Transcriptomic Atlas of Human Glomerular Diseases	Jae-Ik Oh Seoul National University College of Medicine, Korea
16:00-17:40	Patient Advocacy Session	KOR Auditorium, 3F
Moderator	Seul-gi So <small>Korea</small>	
16:00 - 16:50	Session 1. Talk Show with Professor Seong Ho Yoo (서울의대 법의학과 유성호 교수님의 토크쇼)	Seong Ho Yoo Seoul National University, Korea
		Won Min Hwang Konyang University, Korea
		Ji Hyeon Park National Police Hospital, Korea
16:50-17:40	Session 2. Guest Visit Talk Show for the Film 'Sugar' (영화 '슈가' 토크쇼)	Miyeong Kim President, The Foundation of the Korean Society of Type 1 Diabetes, Korea
		Sangyoul Rhee Kyung Hee University Medical Center, Korea
		Junhwan Kim Kakaohealthcare, Korea
		Donghyung Lee Beomil Yonsei Clinic & Hemodialysis Center, Korea

Day 2 - June 12 (Fri)

Daily Program

KOR → ENG Interpretation (Korean)
ENG/KOR Simultaneous Interpretation
Only Korean
Only English
Plenary Lecture & Official Program

Day 2 - June 12 (Fri)

16:00-17:40	Chronic Kidney Disease <i>Beyond Kidney Function: Common but Overlooked Issues in CKD</i>	ENG→KOR	Room 1 (GBR 101), 1F
Chairperson	Rob Walker University of Otago, New Zealand Soo Wan Kim Chonnam National University Hospital, Korea		
16:00-16:25	CKD and the Skin: From Common Manifestations to the Challenge of Pruritus		Young Her Kangwon National University Hospital, Korea
16:25-16:50	Sleep Disorder in CKD		Yu Jin Lee Seoul National University Hospital, Korea
16:50-17:15	Clinical Insights on Nutrition and Sarcopenia in CKD		Soo Jin Yang Seoul Women's University, Korea
17:15-17:40	Beyond the Guidelines: Tailoring Lipid Management for Optimal Outcomes in CKD		Rob Walker University of Otago, New Zealand
16:00-17:40	Kidney Transplantation 2 <i>Expanding the Horizons of Transplantation</i>	ENG→KOR	Room 2 (GBR 102), 1F
Chairperson	Beom Seok Kim Severance Hospital, Korea Byung Ha Chung The Catholic University of Korea Seoul St. Mary's Hospital, Korea		
16:00-16:25	Human Immune Responses to Gene-Edited Pig Kidneys: Lessons from Brain-Dead Human Models and Emerging Clinical Evidence		Hidetaka Hara Hainan Medical University, China
16:25-16:50	Tolerance-inducing Strategies and Immunosuppression Minimization		Jaeseok Yang Severance Hospital, Korea
16:50-17:15	Transplantation in Highly Sensitized and ABO-Incompatible Recipients		Hyosang Kim Asan Medical Center, Korea
17:15-17:40	Marginal and Extended Criteria Donors: Maximizing Organ Utilization		Hajeong Lee Seoul National University Hospital, Korea
16:00-17:40	KSN-ISPД Joint Symposium <i>Prolonging the Patient's PD Experience</i>	ENG→KOR	Room 3 (GBR 103), 1F
Chairperson	Sun-Hee Park Kyungpook National University Hospital, Korea Isaac Teitelbaum University of Colorado Hospital, USA		
16:00-16:25	Preserving Peritoneal Membrane Function		Isaac Teitelbaum University of Colorado Hospital, USA
16:25-16:50	Preventing Infections in PD		Jeong-Hoon Lim Kyungpook National University Chilgok Hospital, Korea
16:50-17:15	Addressing PD Patient and Caregiver Burnout: Assisted PD		Kelly Lim Tan Tock Seng Hospital, Singapore
17:15-17:40	Troubleshooting the PD Catheter		Hyung Duk Kim The Catholic University of Korea Eunpyeong St. Mary's Hospital, Korea

Daily Program


KOR → ENG Interpretation (Korean)
ENG/KOR Simultaneous Interpretation
Only Korean
Only English
Plenary Lecture & Official Program

16:00-17:40	KORDS Report / Dialysis Center Accreditation	KOR→ENG	Room 4 (203), 2F
Chairperson	Seon-Ho Ahn Sahmyook Medical Center, Korea Chang Su Boo Choo Medical Center, Korea		
16:00-16:25	Population-Based Trends in Dialysis Incidence and Prevalence in Korea: Analysis of HIRA Data (우리나라 투석 환자 발병률 및 유병률 변화)	Hajeong Lee	Seoul National University Hospital, Korea
16:25-16:50	Redesigning the ESKD Registry: Vision and Roadmap (말기신부전 등록사업 개편 및 향후 계획)	Kipyoo Kim	CHA Bundang Medical Center, Korea
16:50-17:15	2026 Hemodialysis Unit Accreditation Report (2026년 인공신장실 인증평가 보고)	Jwa-Kyung Kim	Hallym University Sacred Heart Hospital, Korea
17:15-17:40	PD Home Care Pilot Program (복막투석 재택관리 시범사업 보고)	Ho Sik Shin	Kosin University Gospel Hospital, Korea
16:00-17:40	Oral Communications 5 <i>Big Data / Pediatrics / Geriatrics</i>	ENG	Room 5 (205), 2F
Chairperson	Soojin Lee Eulji University Hospital, Korea Jae Il Shin Severance Hospital, Korea Byung Chul Yu Soonchunhyang University Bucheon Hospital, Korea		
16:00-16:10	External Validation and Recalibration of International Prognostic Models for Chronic Kidney Disease in the KNOW-CKD	Sangjun Lee	Seoul National University College of Medicine, Korea
16:10-16:20	Evaluating LLM Agents vs. Human Responses in a Nephrology OSCE Scenario: A Human-Rated Dialogue Analysis	Yongjin Yi	Dankook University Hospital, Korea
16:20-16:30	Sleep Disorder and Health-Related Quality of Life in Pediatric Chronic Kidney Disease	Dina Sallam	Faculty of Medicine, Ain Shams University, Cairo, Egypt
16:30-16:40	Epidemiology and Longitudinal Change in Renal Involvement in Pediatric Patients with Tuberous Sclerosis Complex: A Single-Center Retrospective Study	Seon Hee Lim	Pusan National University Hospital, Korea
16:40-16:50	Distinct Immune Signatures of Steroid Responsiveness in Childhood Nephrotic Syndrome	Peong Gang Park	Severance Hospital, Korea
16:50-17:00	Association of Estimated Glomerular Filtration Rate-Adjusted Proteinuria with Kidney Failure in Older Patients with Moderate-to-Severe CKD	Sungmi Kim	The Catholic University of Korea Eunpyeong St. Mary's Hospital, Korea
17:00-17:10	Residential Instability and Clinical Outcomes in Older Adults with Chronic Kidney Disease: A Multicenter Prospective Cohort Study	Jin Kyung Kwon	Keimyung University Dongsan Medical Center, Korea

Day 2 – June 12 (Fri)

Daily Program

KOR → ENG Interpretation (Korean)
ENG/KOR Simultaneous Interpretation
Only Korean
Only English
Plenary Lecture & Official Program

17:10-17:20	<p>Evaluation of Artificial Intelligence in Diagnosing Sarcopenia and Predicting Mortality in Patients with Chronic Kidney Disease</p>	<p>Ju Young Lee Kangbuk Samsung Medical Center, Korea</p>
17:20-17:30	<p>Association Between Polypharmacy-Related Peripheral Edema and Functional Decline in Elderly Patients with Chronic Kidney Disease (CKD): A 3-Year Follow-Up Study</p>	<p>Jung Hwa Ryu Ewha Womans University Medical Center, Korea</p>
17:30-17:40	<p>Comparison of eGFR Discordance Metrics for Predicting Activities of Daily Living Dependence in Older Adults with Chronic Kidney Disease</p>	<p>Sojung Youn The Catholic University of Korea Bucheon St. Mary's Hospital, Korea</p> 

Day 2 - June 12 (Fri)

Daily Scientific Program

Day 3 – June 13 (Sat)

KOR → ENG Interpretation (Korean)
ENG/KOR Simultaneous Interpretation
Only Korean
Only English
Plenary Lecture & Official Program

Time	Auditorium	Room 1	Room 2	Room 3	Room 4	Room 5	Poster Exhibition	
		GBR 101	GBR 102	GBR 103	Room 203	Room 205	Room 201-202	
07:00-08:00 (60')					Council Meeting of KSN			
08:30-10:10 (100')		Geriatric Nephrology	Acute Kidney Injury	Hypertension and Vascular Biology	Asian Pacific Nephrology Forum	Oral Communications 6 Dialysis, Interventional Nephrology	Poster Exhibition (09:00 ~ 17:30)	
10:10-10:20 (10')	Break							
10:20-11:40 (80')	Plenary Lecture 3 Tatsuo Kawai							
11:40-11:50 (10')	Break							
11:50-12:30 (40')		Industry Symposium 7 AstraZeneca	Industry Symposium 8 AstraZeneca	Industry Symposium 9 Vantive (11:50 - 12:35)	Industry Symposium 10 NIPRO			
12:30-13:00 (30')		General Assembly						
13:00-15:00 (120')	Diabetes and Obesity	KHP 2033	Hemodialysis	KSN-KES Joint Symposium	Disaster Response Committee (재난대응위원회)	Oral Communications 7 Transplantation		
15:00-15:30 (30')	Coffee Break and Poster Exhibition							
15:30-16:40 (70')	Ethics Education	KSN-APSN CME Course	KSN-ISRNM-KSCN Joint Symposium	Satellite Symposium 3 Sponsored by Handok	Clinical Guidelines Committee (진료지침위원회)	Oral Communications 8 Non-dialysis CKD, Diabetic Kidney Disease, Renal Nutrition		
16:40-17:30 (50')				Home-based Peritoneal Dialysis Management Pilot Project (16:40-17:50)				

Daily Program

KOR → ENG Interpretation (Korean)
ENG/KOR Simultaneous Interpretation
Only Korean
Only English
Plenary Lecture & Official Program


Day 3 – June 13 (Sat)

07:00-08:00	Council Meeting of the KSN		Room 4 (203), 2F
08:30-10:10	Geriatric Nephrology <i>Nephrology in the Super-Aged Society: Reimagining Elderly Kidney Care from Policy to Practice</i>	ENG→KOR	Room 1 (GBR 101), 1F
Chairperson	Soon Hyo Kwon <small>SoonChunHyang University Seoul Hospital, Korea</small> Jae Won Yang <small>Wonju Severance Christian Hospital, Korea</small>		
08:30-08:55	Preserving Mobility and Cognition in Elderly CKD Patients: Community-Based Strategies from Japan	Kazuhiko Tsuruya <small>Nara Medical University, Japan</small>	
08:55-09:20	Conservative Kidney Care for the Elderly in Japan: Redefining Choice, Dignity, and Outcomes	Yugo Shibagaki <small>St Marianna University, Japan</small>	
09:20-09:45	Addressing the Challenges of Chronic Kidney Disease in Korea's Super-Aged Population: Policy Perspectives	Sang Bum Lee <small>Seoul Sinnae Hospital, Korea</small>	
09:45-10:10	Group Q&A		
08:30-10:10	Acute Kidney Injury <i>Frontiers in Precision AKI: Mechanisms, Phenotypes, and Predictive Science</i>	ENG→KOR	Room 2 (GBR 102), 1F
Chairperson	Sang-kyung Jo <small>Korea University Anam Hospital, Korea</small> Mai-Szu Wu <small>Taipei Medical University, Taiwan</small>		
08:30-08:55	The AKI-to-CKD Transition: Unraveling the Role of Cellular Senescence and Maladaptive Repair	Jeonghwan Lee <small>Seoul National University Boramae Medical Center, Korea</small>	
08:55-09:20	Sepsis-Associated AKI: Differentiating Clinical Phenotypes for Targeted Therapeutic Strategies	Sung Yoon Lim <small>Seoul National University Bundang Hospital, Korea</small>	
09:20-09:45	The Kidney in Dialogue: Understanding AKI-induced Inter-organ Crosstalk and Systemic Consequences	Donghyuk Kang <small>The Catholic University of Korea Bucheon St. Mary's Hospital, Korea</small>	
09:45-10:10	Evaluating the Effectiveness of AKI Prediction Models	Sejoong Kim <small>Seoul National University Bundang Hospital, Korea</small>	
08:30-10:10	Hypertension and Vascular Biology <i>Hypertension Management - Non-pharmacological Intervention and Novel Drugs</i>	ENG→KOR	Room 3 (GBR 103), 1F
Chairperson	Chia-Chao Wu <small>Tri-Service General Hospital, Taiwan</small> Jamie P. Dwyer <small>University of Utah, USA</small>		
08:30-08:55	The Latest Hypertension Guideline	Jae Hyung Park <small>Chungnam National University Hospital, Korea</small>	

Day 3 – June 13 (Sat)

Daily Program

KOR → ENG Interpretation (Korean)
ENG/KOR Simultaneous Interpretation
Only Korean
Only English
Plenary Lecture & Official Program

08:55-09:20	Obstructive Sleep Apnea in Hypertension and CKD	Jin Oh Na Korea University Guro Hospital, Korea
09:20-09:45	Aldosterone Synthase Inhibitors in Development: Current and Upcoming Data	Jamie P. Dwyer University of Utah, USA
09:45-10:10	RNA Interference: A Novel Strategy in the Management of Hypertension	Cheol Ho Park Severance Hospital, Korea
08:30-10:10	Asian Pacific Nephrology Forum	ENG→KOR Room 4 (203), 2F
Chairperson	Shoichi Maruyama Nagoya University Graduate School of Medicine, Japan Sharon Ford Austin Health, Australia Kook-Hwan Oh Seoul National University Hospital, Korea	
08:30-08:55	Japanese Kidney Disease Registry and Cohort Study	Nobuhiro Nishibor Nagoya University, Japan
08:55-09:20	The Hong Kong Renal Registry	John YH Chan Queen Elizabeth Hospital, Hong Kong
09:20-09:45	KNOW-CKD: Building Evidence Through a Prospective CKD Cohort	Young Su Joo Yongin Severance Hospital, Korea
09:45-10:10	ANZDATA – Using Registry Data to Drive Change	Stephen McDonald ANZDATA Registry, Australia
08:30-10:10	Oral Communications 6 <i>Dialysis, Interventional Nephrology</i>	ENG Room 5 (205), 2F
Chairperson	Ki Ryang Nah Chungnam National University Hospital, Korea Bongsoo Park Inje University Haeundae Paik Hospital, Korea	
08:30-08:40	Long-Term Effects of Combined Super High-Flux and Medium-Flux Dialysis on Middle-Molecule Levels and Sleep Quality in Maintenance Hemodialysis: A Prospective Longitudinal Cohort Study	Tran Tuan Tu thainguyen university of Medicine and pharmacy, Vietnam
08:40-08:50	Central Venous Catheter as Permanent Vascular Access Should Be Avoided Even in the Oldest-Old Population Undergoing Dialysis: A Nationwide Cohort Study	Jooun Park The Catholic University of Korea Seoul St. Mary's Hospital, Korea 
08:50-09:00	Multi-Organ POCUS Revealing High Flow Arteriovenous Fistula-Related Pulmonary Hypertension	Eun Jung Kim Dongtan Sacred Heart Hospital, Korea
09:00-09:10	<i>*KSN Grant (K-NRF 2024)</i> Clonal Hematopoiesis of Indeterminate Potential and Cardiovascular Outcomes in Patients Undergoing Maintenance Hemodialysis	Jihyun Baek CHA Bundang Medical Center, Korea
09:10-09:20	Real-Time Optimization of Ultrafiltration and Blood Flow Rate in Hemodialysis Using Offline Reinforcement Learning	Min Woo Kang Korea University Guro Hospital, Korea

Day 3 – June 13 (Sat)

Daily Program

KOR → ENG Interpretation (Korean)
ENG/KOR Simultaneous Interpretation
Only Korean
Only English
Plenary Lecture & Official Program

09:20-09:30	Economic Value of Reducing End-stage Kidney Diseases in 45 Countries, 2015-2023, with Projections up to 2050: A Global Modeling Study	Jeong-Yeun Lee Kyung Hee University Medical Center, Korea
09:30-09:40	Real-World Outcomes of COVERA Stent Graft for Venous Anastomosis Stenosis in Arteriovenous Grafts: A Single-Center Experience	Sangeon Gwoo Lifeline Clinic, Korea
09:40-09:50	*KSN Grant (K-NRF 2025) Continuous Intradialytic ECG Surveillance Reveals AF/AFL Burden and Mortality Risk in Hemodialysis	Donghwan Yun Seoul National University Hospital, Korea
09:50-10:00	Maturation Outcomes of Arteriovenous Fistula Versus Graft: A Multicenter Prospective Registry Study	Chang Min Park The Catholic University of Korea Uijeongbu St. Mary's Hospital, Korea
10:00-10:10	Serial Metabolic Changes and Peritoneal NAMPT as Predictors of Peritonitis in Peritoneal Dialysis: A 5-Year Prospective Cohort Study	Seonha Lee Korea University Ansan Hospital, Korea
10:20-11:40	Plenary Lecture 3 <i>Xenotransplantation</i>	ENG→KOR Auditorium, 3F
Chairperson	Curie Ahn National Medical Center, Korea Jong Soo Lee Ulsan University Hospital, Korea	
10:20-11:10	Xenotransplantation: Clinical Development and Challenges	Tatsuo Kawai Harvard Medical School, USA
11:10-11:40	Panel Discussion	Sangil Min Seoul National University Hospital, Korea
		Hidetaka Hara Hainan Medical University, China
		Jaeseok Yang Severance Hospital, Korea
11:50-12:30	Industry Symposium 7 (AstraZeneca)	ENG→KOR Room 1 (GBR 101), 1F
Chairperson	Gheun-Ho Kim Ewha Womans University Medical Center, Korea	
11:50-12:30	Managing the Ongoing Risk of Hyperkalemia with Sodium Zirconium Cyclosilicate (SZC), LOKELMA	Jamie P. Dwyer University of Utah, USA
11:50-12:30	Industry Symposium 8 (AstraZeneca)	ENG→KOR Room 2 (GBR 102), 1F
Chairperson	Chun Soo Lim Seoul National University Boramae Medical Center, Korea	
11:50-12:30	Managing the Ongoing Risk of Hyperkalemia with Sodium Zirconium Cyclosilicate (SZC), LOKELMA	Huang-Yu Yang Chang Gung Memorial Hospital, Taiwan

Day 3 - June 13 (Sat)

Daily Program

KOR → ENG Interpretation (Korean)
ENG/KOR Simultaneous Interpretation
Only Korean
Only English
Plenary Lecture & Official Program

11:50-12:35	Industry Symposium 9 (Vantive)	ENG→KOR	Room 3 (GBR 103), 1F
Chairperson Sun-Hee Park Kyungpook National University Hospital, Korea			
11:50 - 11:55	Welcome Remark	Steven Flynn APAC President, Vantive, Australia	
11:55 - 12:15	RPM in Korea: A Practice-Driven Approach with MyPD	Gang Jee Ko Korea University Guro Hospital, Korea	
12:15-12:35	RPM in Taiwan: From Reimbursement to Practice	Tai-shuan Lai National Taiwan University Hospital, Taiwan	
11:50-12:30	Industry Symposium 10 (NIPRO)	ENG→KOR	Room 4 (203), 2F
Chairperson Hoon Young Choi Gangnam Severance Hospital, Korea			
11:50-12:30	Next-Generation Dialysis Therapy: Online HDF and Novel High-Performance Dialyzers in Japan	Tadashi Tomo Oita University, Japan	
12:30-13:00	General Assembly	KOR	Room 1 (GBR 101), 1F
13:00-15:00	Diabetes and Obesity <i>A New Chapter in DKD Treatment</i>	ENG→KOR	Auditorium, 3F
Chairperson Masaomi Nangaku University of Tokyo, Japan Eun Young Lee Soonchunhyang University Cheonan Hospital, Korea			
13:00-13:20	Guideline Updates: Evolving Standards in DKD Care	Ian de Boer University of Washington, USA	
13:20-13:40	Incretin-Based Therapies: Add on as Needed or Fourth Pillar for Managing Diabetic Kidney Disease?	Merlin Thomas Monash University, Australia	
13:40-14:00	Next-Generation Aldosterone Pathway Inhibitors	Masaomi Nangaku University of Tokyo, Japan	
14:00-14:20	Emerging Anti-Inflammatory and Novel Pathway-Targeted Therapies	Jin Joo Cha Korea University Ansan Hospital, Korea	
14:30-15:00	Panel Discussion	Sydney C. W. Tang University of Hong Kong, Queen Mary Hospital, Hong Kong	
		Ju-Young Moon Kyung Hee University Hospital at Gangdong, Korea	
		Hyounghae Kim Soonchunhyang University Seoul Hospital, Korea	


Daily Program

KOR → ENG Interpretation (Korean)
ENG/KOR Simultaneous Interpretation
Only Korean
Only English
Plenary Lecture & Official Program

13:00-15:00	KHP 2033	ENG→KOR	Room 1 (GBR 101), 1F
Chairperson	Donghyung Lee Beomil Yonsei Clinic & Hemodialysis Center, Korea Sang Heon Song Pusan National University Hospital, Korea		
13:00-13:20	Policy Options for the Prevention and Progression Control of Diabetic Kidney Disease	Hyo Jin Kim Korea University Guro Hospital, Korea	
13:20-13:40	Strategies to Promote Peritoneal Dialysis: Focus on International Cases	Adrian Liew Mount Elizabeth Novena Hospital, Singapore	
13:40-14:00	Unique Indications for Home Hemodialysis	Masaki Hara Tokyo Dialysis Frontier Group, Japan	
14:00-14:15	Home Dialysis Patient Experience Sharing: Taiwan	Hung-Lai Wu Peritoneal Dialysis Patient Association of R.O.C, Taiwan	
14:15-14:30	Home Dialysis Patient Experience Sharing: Korea	Ki Jeong Kwon Travel Writer, Korea	
14:30-15:00	Panel Discussion	Chia-Ter Chao National Taiwan University Hospital, Taiwan	
		Jwa-Kyung Kim Hallym University Sacred Heart Hospital, Korea	
		Jia-Jung Lee Kaohsiung Medical University Hospital, Taiwan	
13:00-15:00	Hemodialysis <i>AI in Hemodialysis</i>	KOR→ENG	Room 2 (GBR 102), 1F
Chairperson	Kwon-Wook Joo Seoul National University Hospital, Korea		
13:00-13:30	Artificial Intelligence in Hemodialysis: A Comprehensive Overview (AI in Hemodialysis에 대한 전반적인 Review)	Yeha Lee VUNO, Korea	
13:30-14:00	Artificial Intelligence–Based Prediction of Intradialytic Hypotension (AI를 이용한 혈액투석중 저혈압 예측)	Sejoong Kim Seoul National University Bundang Hospital, Korea	
14:00-14:30	Precision Anemia Management in Hemodialysis: From Algorithm Development to Randomized Controlled Trial (AI를 이용한 혈액투석 환자의 빈혈 치료)	Hae-Ryong Yun Yongin Severance Hospital, Korea	
14:30-15:00	Artificial Intelligence for Prediction and Management of CKD-MBD (AI를 이용한 CKD-MBD 예측과 치료)	Hye Eun Yoon The Catholic University of Korea Seoul St. Mary's Hospital, Korea	

Daily Program

KOR → ENG Interpretation (Korean)
ENG/KOR Simultaneous Interpretation
Only Korean
Only English
Plenary Lecture & Official Program

13:00-15:00	KSN-KES Joint Symposium (Korean Endocrine Society) <i>Latest Therapeutic Approaches in Metabolic and Renal Diseases</i>	KOR→ENG	Room 3 (GBR 103), 1F
Chairperson	Nan Hee Kim <small>Korea University Ansan Hospital, Korea</small> Seung Hyeok Han <small>Severance Hospital, Korea</small>		
13:00-13:30	GLP-1/GIP Agonists for Obesity in CKD		Jang Won Son <small>The Catholic University of Korea Eunpyeong St. Mary's Hospital, Korea</small>
13:30-14:00	GLP-1/GIP Agonists for Diabetic Kidney Disease		Nam Hoon Kim <small>Korea University Anam Hospital, Korea</small>
14:00-14:30	Dyslipidemia Management in CKD: Latest Guidelines		Sang Heon Suh <small>Chonnam National University Hospital, Korea</small>
14:30-15:00	The Metabolic Syndrome and Risk of Chronic Kidney Disease		Young Su Joo <small>Yongin Severance Hospital, Korea</small>
13:00-15:00	Disaster Response Committee (재난대응위원회) <i>On the Frontline of Disasters: Collaboration and Preparedness for Kidney Care</i>	KOR→ENG	Room 4 (203), 2F
Chairperson	Chu Hyun Kim <small>Seoul National University Hospital, Korea</small> Young-Ki Lee <small>Hallym University Kangnam Sacred Heart Hospital, Korea</small>		
13:00-13:30	Collaboration Between Emergency Physicians and Nephrologists in the War Situation		Joo Jeong <small>Seoul National University Bundang Hospital, Korea</small>
13:30-14:00	Earthquake Preparedness for Healthcare Professionals		Tae Kyung Hong <small>Yonsei University, Korea</small>
14:00-14:30	Climate-Related Disasters and Heat-Related Illness: Implications for Kidney Patients		Sung Bae Moon <small>Kyungpook National University Hospital, Korea</small>
14:30-15:00	Korean Society of Nephrology Disaster Response Committee: Progress and Future Directions		Kyung Don Yoo <small>Ulsan University Hospital, Korea</small>
13:00-15:00	Oral Communications 7 <i>Transplantation</i>	ENG	Room 5 (205), 2F
Chairperson	Jang-Hee Cho <small>Kyungpook National University Hospital, Korea</small> Yeong Hoon Kim <small>Inje University Busan Paik Hospital, Korea</small>		
13:00-13:10	Selective Depletion of ABO-Specific B Cells by T Cell-Engaging Bispecific Antibody Conjugates for ABO-Incompatible Kidney Transplantation		Joon Young Jang <small>Yonsei University College of Medicine, Korea</small> 
13:10-13:20	Clinical Outcomes of Kidney Transplantation from Older Donors: Does Advanced Donor Age Matter? A Nationwide Cohort Study		Jeeyoung Yoon <small>The Catholic University of Korea Seoul St. Mary's Hospital, Korea</small>

Daily Program

KOR → ENG Interpretation (Korean)
ENG/KOR Simultaneous Interpretation
Only Korean
Only English
Plenary Lecture & Official Program

13:20-13:30	Kidney Replacement Modality and Outcomes After De Novo Solid Cancer: Stage at Diagnosis, Treatment, and Survival in a Nationwide Cohort	Jeeyoung Kim Chung-Ang University Hospital, Korea
13:30-13:40	Determinants of Early Post-Transplant Persistence of Shingrix-Induced gE-Specific T-Cell Immunity in Kidney Transplant Recipients	Seoyoung Ryou Incheon St. Mary's Hospital, The Catholic University of Korea, Korea
13:40-13:50	Lipid-Associated Macrophage Polarization and APOESDC2 Signaling Underlie Chronic Xenograft Fibrosis	Hyejin Jung Yonsei University College of Medicine, Korea
13:50-14:00	Long-Term Risks of Mortality, Cardiovascular Events, and End-Stage Kidney Disease in Living Kidney Donors: A Nationwide Propensity Score Matched Cohort Study	Soo-Young Yoon Kyung Hee University Medical Center, Korea
14:00-14:10	Long-Term Economic Evaluation of Kidney Transplantation versus Dialysis: A 21-Year Nationwide Population-Based Analysis	Heajung Lee Yonsei University, Korea
14:10-14:20	Impact of Sex Mismatch in Spousal Kidney Transplantation: Loss of the Male-to-Female Advantage	Seunghyeok Choi Chonbuk National University Hospital, Korea
14:20-14:30	Post-Donation Systolic Blood Pressure Trajectories After Living Kidney Donation and Paired Recipient Outcomes: A Nationwide Prospective Cohort Study from KOTRY	Jeong-Yeun Lee Kyung Hee University Medical Center, Korea
14:30-14:40	Spatial Transcriptomic Profiling of Vascular Compartments of Chronic Antibody-Mediated Rejection in Kidney Allografts Reveals Shared and Specific Signatures Among Compartments	Sung-Eun Choi National Health Insurance Service Ilsan Hospital, Korea
14:40-14:50	Urinary Biomarkers at 1 Year Post-Transplant Identify Subclinical Structural Injury and Long-Term Graft Function	Hojin Lee Korea University Anam Hospital, Korea
14:50-15:00	A Time-to-Equivalent Risk (TiTER) for Decision-Making in Deceased Donor Kidney Transplant Candidates	Omi Na Severance Hospital, Korea
15:30-17:30	Ethics Education	KOR→ENG Auditorium, 3F
Chairperson	Soon Hyo Kwon Soonchunhyang University Seoul Hospital, Korea Jae-Won Lee G SAM Medical Center, Korea	
15:30-16:00	Ethical Issue of Hemodialysis Center (윤리성평가의 실제)	Jae-Won Lee G SAM Medical Center, Korea
16:00-16:30	Governing AI in Nephrology: A Medical Ethics View (의료윤리 관점에서 AI 헬스케어)	Junhewk Kim Yonsei University, Korea
16:30-17:00	AI in Healthcare: Current Trends and Ethical Issues (보건의료 AI 도입 현황 및 윤리적 시사점)	So-Youn Park Inha University Hospital, Korea
17:00-17:30	AI in Nephrology: Ethical Challenges and Data Responsibilities in the Digital Age (AI 시대에 신장내과 의사의 의료 윤리)	Sung Joon Shin Dongguk University Ilsan Hospital, Korea

Daily Program

KOR → ENG Interpretation (Korean)
ENG/KOR Simultaneous Interpretation
Only Korean
Only English
Plenary Lecture & Official Program

15:30-17:30	KSN-APSN CME Course <i>Update of Asia Pacific Region Kidney Disease Management</i>	ENG→KOR	Room 1 (GBR 101), 1F
Chairperson	Lily Mushahar Hospital Tuanku Ja'afar Seremban, Malaysia Uddhidej Ophascharoensuk Chiang Mai University, Thailand		
15:30-16:00	SLE Treatment Updates and Current Option in Asia Pacific Region	Sharon Ford Austin Health, Australia	
16:00-16:30	Acute Kidney Injury: Novel Therapeutics and Beyond	Desmond Yap Queen Mary Hospital, Hong Kong	
16:30-17:00	Diabetic Kidney Disease: Bridging Clinical Guidelines and Real-World Care	Jia Liang Kwek Singapore General Hospital, Singapore	
17:00-17:30	Post KT Management in the CKM Syndrome Era	Eunjeong Kang Seoul National University Hospital, Korea	
15:30-17:30	KSN-ISRNM-KSCN Joint Symposium <i>Navigating the Balance: Body Composition and Dietary Quality in CKD</i>	ENG→KOR	Room 2 (GBR 102), 1F
Chairperson	Csaba Kovesdy The University of Tennessee, USA Dae Eun Choi Chungnam National University Hospital, Korea Dal Lae Ju Seoul National University Hospital, Korea		
15:30-15:50	Sarcopenic Obesity in CKD: From Pathophysiology to Clinical Outcomes	Csaba Kovesdy The University of Tennessee, USA	
15:50-16:10	Optimizing Weight: Balancing CVD and Sarcopenia Risks	Su Woong Jung Kyung Hee University Hospital at Gangdong, Korea	
16:10-16:30	Healthy Diets in CKD: Harnessing Potassium's Benefits While Mitigating Risk	Connie Rhee David Geffen School of Medicine at UCLA, USA	
16:30-16:50	Nutritional Support for Sarcopenia Prevention Among CKD Patients	Haelim Kim Chungbuk National University Hospital, Korea	
16:50-17:10	Nutrition Management in CKD: The Role of Clinical Dietitians in Reducing Ultra-Processed Food Intake	Aram Kim The Catholic University of Korea Eunpyeong St. Mary's Hospital, Korea	
17:10-17:30	Group Q&A		


Daily Program

KOR → ENG Interpretation (Korean)
ENG/KOR Simultaneous Interpretation
Only Korean
Only English
Plenary Lecture & Official Program

15:30-16:40	Satellite Symposium 3 (Sponsored by Handok)	ENG→KOR	Room 3 (GBR 103), 1F
Chairperson	Bum Soon Choi The Catholic University of Korea Eunpyeong St. Mary's Hospital, Korea		
15:30-16:00	Current Diagnostic Strategies and Unmet Therapeutic Needs in C3G and Primary IC-MPGN	Nicholas Webb SOBI & University of Manchester, UK	
16:00-16:30	Pegcetacoplan: Results of the VALIANT Trial and Real-World Experience	Seung Hyeok Han Severance Hospital, Korea	
16:30-16:40	Q&A		
15:30-17:30	Clinical Guidelines Committee (진료지침위원회) <i>Update of the Diabetic Kidney Disease Guideline</i>	KOR→ENG	Room 4 (203), 2F
Chairperson	Chun Soo Lim Seoul National University Boramae Medical Center, Korea Byung Chul Yu Soonchunhyang University Bucheon Hospital, Korea		
15:30-15:54	Current Status, Diagnosis, and Nephrology Referral in Diabetic Kidney Disease (당뇨병콩팥병의 현황, 진단 및 신장전문의 협진)	Jong Wook Choi Hanyang University Medical Center, Korea	
15:54-16:18	Non-Pharmacological and Pharmacological Management of Diabetic Kidney Disease (당뇨병콩팥병의 비약물 및 약물 치료)	Eun Sil Koh The Catholic University of Korea Yeouido St. Mary's Hospital, Korea	
16:18-16:42	Comprehensive Management of Diabetic Kidney Disease and Associated Complications (당뇨병콩팥병의 포괄 치료 및 합병증 관리)	Geoneul Park Soonchunhyang University Bucheon Hospital, Korea	
16:42-17:06	Renal Replacement Therapy in Diabetic Kidney Disease (당뇨병콩팥병의 콩팥대체요법)	Jiwon Ryu Seoul National University Bundang Hospital, Korea	
17:06-17:30	Management of Diabetic Kidney Disease in Children and Adolescents (소아청소년 당뇨병콩팥병의 관리)	Hyun Kyung Lee Chung-Ang University Hospital, Korea	
15:30-17:30	Oral Communications 8 <i>Non-dialysis CKD, Diabetic Kidney Disease, Renal Nutrition</i>	ENG	Room 5 (205), 2F
Chairperson	Taehee Kim Inje University Busan Paik Hospital, Korea Sik Lee Chonbuk National University Hospital, Korea		
15:30-15:39	Characteristics of Dietary Sodium Intake Assessed by 24-Hour Urine Collection in Korean Patients with Chronic Kidney Disease: Insights from the K-SALT Study	Woo-Yeong Park Keimyung University Dongsan Medical Center, Korea	
15:39-15:48	Elucidating the Genetic Landscape of End-Stage Renal Disease: Genome-Wide Association and Multi-Polygenic Risk Score Analyses	Omi Na Severance Hospital, Korea	

Daily Program

KOR → ENG Interpretation (Korean)
ENG/KOR Simultaneous Interpretation
Only Korean
Only English
Plenary Lecture & Official Program

15:48-15:57	The K-SALT Equation: Development and Validation of a Population-Specific Formula for Estimating 24-Hour Urinary Sodium Excretion in Korean Patients with Chronic Kidney Disease	Semin Cho Chung-Ang University Gwangmyeong Hospital, Korea	
15:57-16:06	Development and Validation of East Asian Equation to Predict 24hr Urine Creatinine Excretion: Analysis of the KNOW-CKD Study	Eun Mi You Seoul National University Bundang Hospital, Korea	
16:06-16:15	Differential Impact of Chronic Kidney Disease on the Risk of Ischemic Versus Hemorrhagic Stroke	Da Woon Kim Pusan National University Hospital, Korea	
16:15-16:24	Long-Term Effects of Ambient Ozone on Mortality and Cardiovascular Outcomes in a Nationwide Cohort of Over One Million Patients with Chronic Kidney Disease	Seung Hyun Han Inje University Ilsan Paik Hospital, Korea	
16:24-16:33	Sustained Diastolic Dysfunction and the Risk of eGFR Decline in CKD Patients with the Pre-HFpEF Phenotype: Application of the Parametric G-Formula	Ara Ko Seoul National University Hospital, Korea	
16:33-16:42	Attenuation of Renal Lipotoxicity via Restoration of Autophagy Flux through PI3K/AKT-GSK3beta-TFEB Signaling by Copper Oxide Nanoparticles	Eun Kyung Kim Konyang University Hospital, Korea	
16:42-16:51	Decomposing the Cardiovascular Event Disparity Between U.S. and Korean Chronic Kidney Disease Patients : A Blinder-Oaxaca Analysis of CRIC and KNOW-CKD Cohorts	Ye Eun Ko Yongin Severance Hospital, Korea	
16:51-17:00	Distinct Hemoglobin Trajectories and Their Prognostic Implications in Chronic Kidney Disease: Findings from the KNOW-CKD Cohort	Semin Cho Chung-Ang University Gwangmyeong Hospital, Korea	
17:00-17:09	Finerenone Reduces Urinary Biomarkers of Tubular Injury and Mitochondrial Stress Independent of Albuminuria Response	Kootae Park Soonchunhyang University Gumi Hospital, Korea	
17:09-17:18	Association between Skeletal Muscle Mass and Clinical Outcomes of Chronic Kidney Disease	Miso Ha Seoul National University Hospital, Korea	
17:18-17:27	Genetic and Lipoproteomic Evidence for a Non-Albuminuric Pathway to Kidney Failure Driven by LCAT Dysfunction	Wencheng Jin Ningbo No.2 Hospital, Ningbo, China	
16:40-17:50	Home-Based Peritoneal Dialysis (PD) Management Pilot Project (복막투석 환자 재택관리 시범사업)	KOR→ENG	Room 3 (GBR 103), 1F
Chairperson	Bum Soon Choi The Catholic University of Korea Eunpyeong St. Mary's Hospital, Korea Muh Geot Wong University of Sydney, Australia		
16:40-16:45	Welcome Remark	Steven Flynn APAC President, Vantive, Australia	
16:45-17:00	Current Trends and Future Perspectives in Home Dialysis: A Global and Asia-Pacific Roadmap	Muh Geot Wong University of Sydney, Australia	

Day 3 – June 13 (Sat)

Daily Program

KOR → ENG Interpretation (Korean)
ENG/KOR Simultaneous Interpretation
Only Korean
Only English
Plenary Lecture & Official Program

17:00-17:15	Revision and Future Directions of the Third Phase Pilot Project for PD (복막투석 3차 시범사업 개정 및 발전 방향)	Jung-min Yoo Insurance Benefit Division, Ministry of Health and Welfare, Korea
17:15-17:30	International Case Studies of Home-Based Management (재택관리 해외사례)	Sung Gyun Kim Hallym University Sacred Heart Hospital, Korea
17:30-17:45	Practical Implementation of the PD Home Management Pilot Project and Q&A (복막투석 재택관리 시범사업의 실무 적용 및 Q&A)	Young-Ki Lee Hallym University Kangnam Sacred Heart Hospital, Korea
17:30-17:45	Practical Implementation of the PD Home Management Pilot Project and Q&A (복막투석 재택관리 시범사업의 실무 적용 및 Q&A)	Sun-Hee Park Kyungpook National University Hospital, Korea
17:45-17:50	Closing	

Day 3 - June 13 (Sat)

Daily Scientific Program

Day 4 – June 14 (Sun)

KOR → ENG Interpretation (Korean)
ENG/KOR Simultaneous Interpretation
Only Korean
Only English
Plenary Lecture & Official Program

Time	Auditorium	Room 1	Room 2	Room 3	Room 4	Room 5	Hands-on Session
		GBR 101	GBR 102	GBR 103	Room 203	Room 205	Room 201-202
08:30-10:30 (120')		Dialysis Nurse Course 1		Dialysis Specialist Physician Course 1	Nephrology Board Review Course 1		Hands-on Session 1 (Intervention) (09:00 - 10:30)
10:30-10:40 (10')	Break						
10:40-12:40 (120')		Dialysis Nurse Course 2		Dialysis Specialist Physician Course 2	Nephrology Board Review Course 2		Hands-on Session 2 (Intervention) (10:50 - 12:20)

Daily Program

KOR → ENG Interpretation (Korean)
ENG/KOR Simultaneous Interpretation
Only Korean
Only English
Plenary Lecture & Official Program

Day 4 – June 14 (Sun)

08:30-10:30	Dialysis Nurse Course 1	KOR	Room 1+2 (GBR 101+102), 1F
Chairperson Miyoung Kim Ewha Womans University Seoul Hospital, Korea			
08:30-09:00	Assessing and Improving Dialysis Adequacy for Optimizing Peritoneal Dialysis (복막투석 치료 최적화를 위한 투석적절도 평가 및 개선전략)	Junseok Jeon Samsung Medical Center, Korea	
09:00-09:30	Resolving Possible Complications and Problems During Peritoneal Dialysis Treatment (복막투석치료 중 발생 가능한 합병증 및 문제해결 방안)	Kyoung Suk Cha The Catholic University of Korea Seoul St. Mary's Hospital, Korea	
09:30-10:00	Recognizing Laboratory Changes and Clinical Warning Signs in Dialysis Patients (투석 환자의 검사 수치 변화와 임상경고 신호 감별)	Hayne Cho Park Hallym University Kangnam Sacred Heart Hospital, Korea	
10:00-10:30	Development of Patient-Centered Educational Content for Hemodialysis Patients (환자중심 투석 교육 콘텐츠 개발)	Minwook Park Samsung Medical Center, Korea	
08:30-10:30	Dialysis Specialist Physician Course 1 <i>Optimizing Clinical Management in the Dialysis Unit</i>	KOR+ENG	Room 3 (GBR 103), 1F
Chairperson Sang Ju Lee Sangjulee Clinic, Korea			
08:30-09:00	Fluid and Blood Pressure Management in Hemodialysis	Jin Ho Hwang Chung-Ang University Hospital, Korea	
09:00-09:30	Heart Failure and Pulmonary Congestion in Dialysis Patients	Eun jeong Cho Chung-Ang University Gwangmyeong Hospital, Korea	
09:30-10:00	Very Old ESRD Patients: Hemodialysis Versus Palliative	Yohan Park Konyang University Hospital, Korea	
10:00-10:30	Infection Prevention and Vaccination Strategies in the Dialysis Unit	Jangwook Lee Dongguk University Ilsan Hospital, Korea	
08:30-10:30	Nephrology Board Review Course 1 <i>Diagnosis, Risk, and Targets in CKD</i>	KOR	Room 4 (203), 2F
Chairperson Myung-Gyu Kim Korea University Anam Hospital, Korea Seong Eun Kim Dong-a University Hospital, Korea			
08:30-09:00	Genetic Testing in CKD: Who to Test, When, and How to Act	Beom Hee Lee Asan Medical Center, Korea	
09:00-09:30	Cardiovascular–Kidney–Metabolic (CKM) Syndrome in CKD: Pathways and Therapeutic Implications	Ju-Young Moon Kyung Hee University Hospital at Gangdong, Korea	

Daily Program

KOR → ENG Interpretation (Korean)
ENG/KOR Simultaneous Interpretation
Only Korean
Only English
Plenary Lecture & Official Program

09:30-10:00	CKD 2024 KDIGO Essentials: Definition, CGA Staging, and Risk-Based Care	Seok Hui Kang Yeungnam University Medical Center, Korea
10:00-10:30	Glycemic Targets and Monitoring in CKD: From A1c to CGM/ Time-In-Range	Eun Hui Bae Chonnam National University Hospital, Korea
09:00-12:20	Hands-on Session	<div style="background-color: #FFD700; border: 1px solid #000; border-radius: 10px; padding: 5px; display: inline-block;">KOR</div> Room 201-202, 2F
	Vascular Access US	Cheolsu Kim Kim Cheol Su Internal Medicine, Korea
	Vascular Access US	Sangeon Gwo Lifeline Vascular Clinic, Korea
	Vascular Access US	Dong Hee Lee SAM Medical Center, Korea
	Simulator (Kidney Biopsy)	Hoon Suk Park The Catholic University of Korea Seoul St. Mary's Hospital, Korea
	Simulator (Permanent Catheter Insertion)	Hyung Duk Kim The Catholic University of Korea Eunpyeong St. Mary's Hospital, Korea
	Kidney US (Renal Artery, Intrarenal Vein)	Hanbi Lee The Catholic University of Korea Seoul St. Mary's Hospital, Korea
09:00-10:30 10:50-12:20	Kidney US (General)	Young Rok Ham Chungnam National University Hospital, Korea
	Lung US	In Soo Kim KYO Saint Mary's Internal Medicine, Korea
	IVC US	Jeonghwan Lee Seoul National University Boramae Medical Center, Korea
	VExUS (Hepatic/Portal Vein)	Gwangho Choi Hallym University Chuncheon Sacred Heart Hospital, Korea
	FoCUS (Parasternal Window)	Hyung Seok Lee Hallym University Sacred Heart Hospital, Korea
	FoCUS (Apical Window)	Eun Jung Kim Hallym University Dongtan Sacred Heart Hospital, Korea
	FoCUS (Subxiphoid Window)	Do Hyoung Kim Hallym University Kangnam Sacred Heart Hospital, Korea

Daily Program

KOR → ENG Interpretation (Korean)
ENG/KOR Simultaneous Interpretation
Only Korean
Only English
Plenary Lecture & Official Program

10:40-12:40	Dialysis Nurse Course 2	KOR	Room 1+2 (GBR 101+102), 1F
Chairperson	Hyung Sook Kim The Catholic University of Korea Seoul St. Mary's Hospital, Korea		
10:40-11:10	Contemporary Management of Hemodialysis Vascular Access: From Successful Creation to Ensuring Long-term Patency (혈액투석을 위한 혈관 접근로의 성공적 형성과 기능 보존을 위한 최신 관리 방안)	Sun Ryoung Choi	Cyeonggi Provincial Medical Center Suwon Hospital, Korea
11:10-11:40	A Standardized Nursing Approach for Safe Arteriovenous Fistula Cannulation (안전한 동정맥루 천자를 위한 표준화된 간호접근)	Deokim Kim	Nowon Eulji Medical Center, Eulji University, Korea
11:40-12:10	Complication During Hemodialysis and Emergency Management (투석 중 발생 가능한 합병증과 응급대처법)	Eunah Choi	Asan Medical Center, Korea
12:10-12:40	Nutritional Assessment and Management in Dialysis Patients (투석환자의 영양평가 및 영양관리)	Yoo Kyung Park	Hallym University Kangnam Sacred Heart Hospital, Korea
10:40-12:40	Dialysis Specialist Physician Course 2 <i>Advancing Dialysis Practice: Quality, Technology, and Sustainability</i>	KOR→ENG	Room 3 (GBR 103), 1F
Chairperson	Myeong Seong Kim Gozan Myeong Clinic, Korea		
10:40-11:10	Point-of-Care Ultrasound for Nephrologists: From Access to Volume	Eun Jung Kim	Hallym University Dongtan Sacred Heart Hospital, Korea
11:10-11:40	Ensuring Quality in Hemodialysis: From Adequacy to Outcomes	Ajin Cho	Konkuk University Medical Center, Korea
11:40-12:10	Green Dialysis: Reducing Waste and Water Consumption	Jin Joo Cha	Korea University Ansan Hospital, Korea
12:10-12:40	Anemia Management in 2026: Beyond ESA and Iron	Jung Nam An	Hallym University Sacred Heart Hospital, Korea
10:40-12:40	Nephrology Board Review Course 2 <i>Therapeutics and Supportive Care in CKD</i>	KOR	Room 4 (203), 2F
Chairperson	Jung Pyo Lee Seoul National University Boramae Medical Center, Korea Kyung Pyo Kang Jeonbuk National University Hospital, Korea		
10:40-11:10	Blood Pressure Targets and Management in CKD: From Monitoring to Multidrug Strategies	Eun Sil Koh	The Catholic University of Korea Yeouido St. Mary's Hospital, Korea
11:10-11:40	Best Practice in Diabetic Kidney Disease: Multidrug Strategies and Target Setting	Il Young Kim	Pusan National University Hospital, Korea
11:40-12:10	Integrated Management of CKD-MBD: Phosphate, PTH, Vitamin D, and Phosphate Binders	Ji Eun Kim	Korea University Guro Hospital, Korea
12:10-12:40	CKD in Older Adults: Dialysis Vs Conservative Care and Shared Decision-Making	Soon Hyo Kwon	Soonchunhyang University Seoul Hospital, Korea

Organization

Organizing Committee

Congress President	Soo Bong Lee	Pusan National University
Congress Vice-President	Jung Won Lee	Ewha Womans University
	Joong Gun Lee	Namseoul Clinic
Auditor	Won-Suk An	Dong-A University
President	Hyeong-Cheon Park	Yonsei University
Secretary General	Jung Pyo Lee	Seoul National University
Vice-Secretary General	Young Youl Hyun	Kangbuk Samsung Hospital
	Yu Ah Hong	The Catholic University of Korea
	Shina Lee	Ewha Womans University
	Seong Geun Kim	Yonsei University
Director, the Scientific Programs	Dong Ki Kim	Seoul National University
Director, the External Affairs and Cooperation	Dae Eun Choi	Chungnam National University
	Eun Hui Bae	Chonnam National University
Director, the Collaborative Studies	Hoon Young Choi	Yonsei University
Director, the Training and Education	Myung-Gyu Kim	Korea University
	Jae IL Shin	Yonsei University
Director, the Clinical Practice Guidelines	Sungjin Chung	The Catholic University of Korea
Director, the KORDS Registry	Seon-Ho Ahn	Sahmyook Medical Center
	Sejoong Kim	Seoul National University
	Gang Jee Ko	Korea University
Director, the Insurance and Legal Affairs	Jae Won Yang	Yonsei University
	Ju-Young Moon	Kyung Hee University
	Dong Eun Yoo	Yonsei U Clinic
Treasurer	Sung Gyun Kim	Hallym University
Director, the Ethical Issues	Soon Hyo Kwon	Soonchunhyang University
	Jae-Won Lee	G Sam Medical Center
Director, the Public Relations	Won Min Hwang	Konyang University
	Dong Hyung Lee	Beomil Yonsei Clinic
Director, the Dialysis Quality Assurance	Ho Sik Shin	Kosin University
	Chang Su Boo	Choo Medical Center
	Jwa-Kyung Kim	Hallym University

Organization

Director, the Disaster Preparedness and Response	Young-Ki Lee	Hallym University
Director, the Social Contribution	Ji Yong Jung	Gachon University
Director at Large	Jung Eun Lee	Yonsei University
	Beom Jin Lim	Yonsei University
	Dong Hyung Lee	Beomil Yonsei Clinic
	Su-Hyun Kim	Chung-Ang University
Editor-in-chief, Kidney Research and Clinical Practice	Tae-Hyun Yoo	Yonsei University
Director, Health Policy	Sung Nam Kim	Dr. Kim's Medical Clinic

Scientific Advisory Board

Dialysis (PD)	Sun-Hee Park	Kyungpook National University
Genetic Disease	Beom Hee Lee	University of Ulsan
Acute Kidney Injury (AKI)	Sejoong Kim	Seoul National University
Geriatric Nephrology	Soon Hyo Kwon	Soonchunhyang University
Big Data	Gang Jee Ko	Korea University
Pathology	Beom Jin Lim	Yonsei University
Chronic Kidney Disease (CKD)	Kook-Hwan Oh	Seoul National University
Kidney Transplantation	Chan-Duck Kim	Kyungpook National University
Hypertension and Vascular Biology	Tae-Hyun Yoo	Yonsei University
Fluid and Electrolyte	Eun Hui Bae	Chonnam National University
Pediatric Nephrology	Min Hyun Cho	Kyungpook National University
Glomerular and Tubulointerstitial Disorders	Ho Jun Chin	Seoul National University
Dialysis (HD)	Bum Soon Choi	The Catholic University of Korea
Diabetes and Obesity	Eun Young Lee	Soonchunhyang University
Basic Research	Jihwan Park	Gwangju Institute of Science and Technology

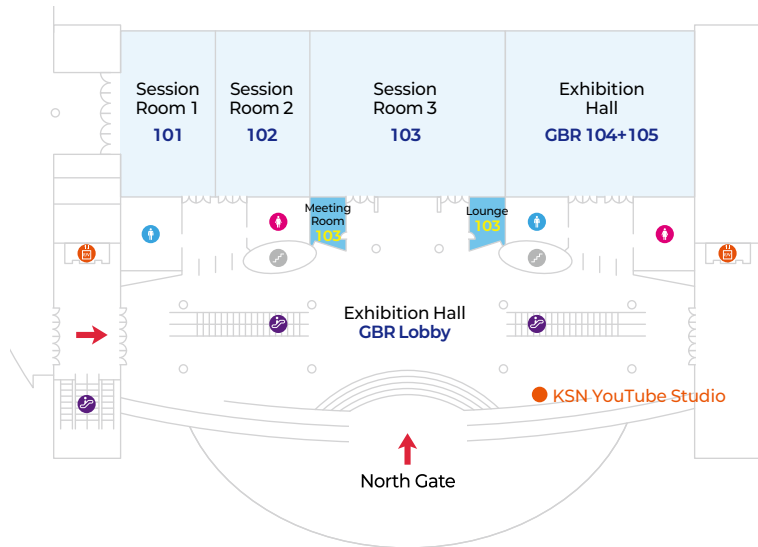
Scientific Committee

Chair, Scientific Committee	Dong Ki Kim	Seoul National University
Secretary, Scientific Committee	Eun Jeong Kang	Seoul National University
	Sehoon Park	Seoul National University
Member, Scientific Committee	Ki Pyo Kim	Inha University
	Yaerim Kim	Keimyung University
	Ji Hyun Kim	Seoul National University
	Jung Hwa Ryu	Ewha Womans University
	Ahrim Moon	Soonchunhyang University
	Seokwoo Park	Seoul National University
	Ji In Park	Kangwon National University
	Cheol Ho Park	Yonsei University
	Peong Gang Park	Ajou University
	Chung Hee Baek	University of Ulsan
	Jung Nam An	Hallym University
	Kyung Don Yoo	University of Ulsan
	Byung Chul Yu	Soonchunhyang University
	Sang Hun Eum	The Catholic University of Korea
	Soojin Lee	Eulji University
	Semin Cho	Chung-Ang University
Jin Joo Cha	Korea University	

The External Affairs and Cooperation Committee

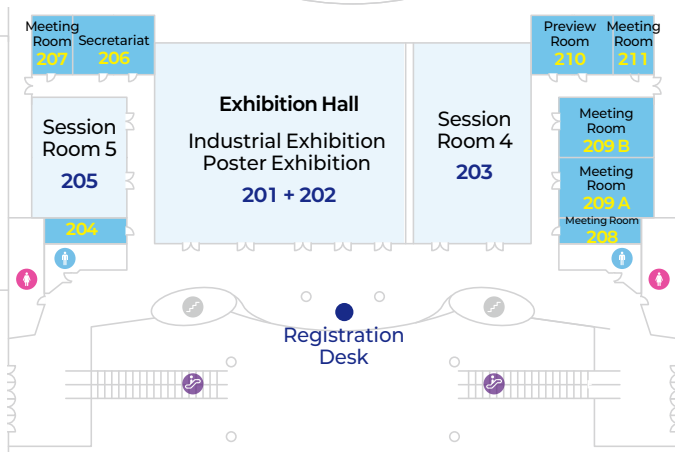
Director	Dae Eun Choi	Chungnam National University
	Eun Hui Bae	Chonnam National University
Secretary	Ji Eun Kim	Korea University
	Hyung Duk Kim	The Catholic University of Korea
Member	Soie Kwon	Chung-Ang University
	Yaeni Kim	The Catholic University of Korea
	Chang Seong Kim	Chonnam National University
	Ji Hyun Yang	Sungkyunkwan University
	Keum Hwa Lee	Yonsei University
	Yu Ho Lee	CHA University
	Ji Young Lee	Konkuk University
	Harin Lee	Pusan National University
	Jeong Hoon Lim	Kyungpook National University
	Young Soo Joo	Yonsei University

Floor Plan



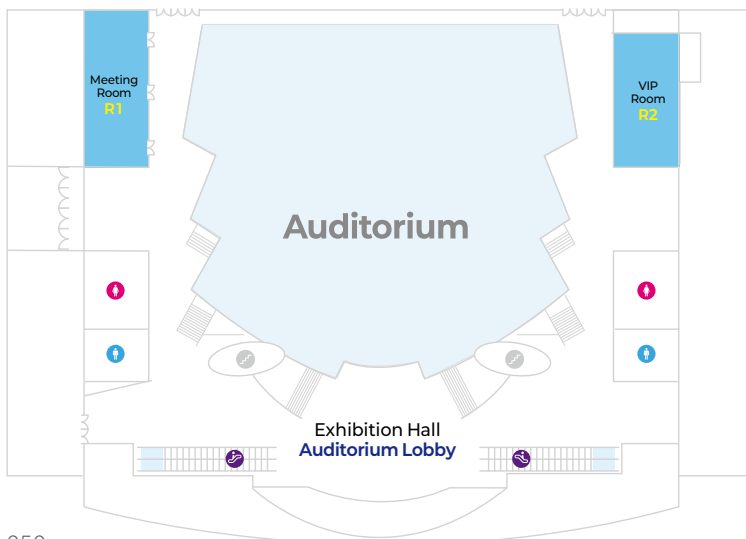
Grand Ballroom, 1F, COEX

- Session Room**
 - Session Room 1 (GBR 101)
 - Session Room 2 (GBR 102)
 - Session Room 3 (GBR 103)
- Exhibition Hall**
 - GBR Lobby
 - GBR 104+105
- Business Meeting Room**
 - GBR 103 Left Room
- KSN YouTube Studio**



ASEM Ballroom, 2F, COEX

- Session Room**
 - Session Room 4 (203)
 - Session Room 5 (205)
- Business Meeting Room**
 - Room 207 Room 208 Room 209A
 - Room 209B Room 211
- Industrial Exhibition & Poster Exhibition**
 - Room 201+202
- Sponsor Lounge (Diamond Plus)**
 - Room 201+202
- Preview Room**
 - Room 210
- Registration Desk**
 - 2F Lobby
- KSN 2026 Secretariat Office**
 - Room 206



Auditorium, 3F, COEX

- Session Room**
 - Auditorium
- Exhibition Hall**
 - Auditorium Lobby
- Business Meeting Room**
 - R1
- VIP Lounge**
 - R2

Congress Information

Overview

TITLE	The 46th Annual Meeting of the Korean Society of Nephrology (KSN 2026)
DATE	June 11 (Thu) – 14 (Sun), 2026
VENUE	COEX, Seoul, Korea
THEME	Shaping Tomorrow's Nephrology: Insight-Driven Kidney Care
HOSTED BY	The Korean Society of Nephrology (KSN) Korean Nephrology Research Foundation (K-NRF)
OFFICIAL LANGUAGE	English
WEBSITE	https://ksnmeeting.kr/

Facility Opening Hours

Registration Desk

DATE	OPERATING HOURS	LOCATION
June 11 (Thu)	09:00–18:30	ASEM Ballroom Lobby (2F)
June 12 (Fri)	07:30–16:40	
June 13 (Sat)	07:30–16:30	
June 14 (Sun)	07:30–11:40	

Preview Room

DATE	OPERATING HOURS	LOCATION
June 11 (Thu)	09:30–18:30	Room 210 (2F)
June 12 (Fri)	07:30–18:00	
June 13 (Sat)	07:30–17:30	
June 14 (Sun)	07:30–12:00	

- Speakers are required to visit the Preview Room and upload their final presentation file(s) before their session begins to ensure that the backgrounds, graphics, and linked images or videos appear properly.
- Presentation materials should be brought on a USB memory stick.
- If a presentation includes animation(s), movie clip(s), or sound, please let the staff know in advance at the Preview Room.

Congress Information

Exhibition Hall

DATE	OPERATING HOURS	LOCATION
June 11 (Thu)	09:00–18:30	1F, 2F, 3F Lobby, Grand Ballroom 104-105 (1F) ASEM Ballroom 201-202 (2F)
June 12 (Fri)	08:30–16:40	
June 13 (Sat)	08:30–16:30	
June 14 (Sun)	08:30-11:40	

Official & Social Programs

Opening Ceremony

DATE & TIME	June 11 (Thu), 17:10 - 17:40
VENUE	Auditorium, 3F, COEX

Welcome Reception

DATE & TIME	June 11 (Thu), 18:30 - 19:30
VENUE	Room 3 (GBR 103), 1F, COEX
ADMISSION	No ticket or admission fee required, open to all KSN 2026 participants

Refreshments

Lunch

Lunch boxes will be served at the Industry(Luncheon) symposium.

DATE	PLACE
June 11 (Thu), 12:00-12:40	Room 2 (GBR 102)
	Room 3 (GBR 103)
June 12 (Fri), 12:00-12:40	Room 1 (GBR 101)
	Room 2 (GBR 102)
	Room 3 (GBR 103)
	Room 4 (Room 203)
June 13 (Sat), 11:50-12:35	Room 1 (GBR 101)
	Room 2 (GBR 102)
	Room 3 (GBR 103)
	Room 4 (Room 203)

Wi-Fi

Free Wi-Fi provided by COEX will be available at the venue.

- Network Name: COEX Free Wi-Fi
- No password required

Certificate of Attendance

All participants may download and print the certificate of attendance at My Page on the KSN 2026 website after the meeting ends.

Exhibition Stamp Tour Event

- Step 1** Receive a stamp tour map with your name badge at the registration desk.
- Step 2** Collect stamps from the exhibition booths listed on the layout.
- Step 3** Submit your completed stamp chart to the registration desk to claim a gift.
Gift: Travel Pouch Set

*Prizes will be given on a first-come, first-served basis and may run out early.

Artificial Intelligence STT (Speech-to-Text) Translation

KSN 2026 will provide an STT (Speech-to-Text) based AI translation system. A side screen will be installed in each session room to display the translated captions. Participants may also view the live translation of the speaker's presentation on their mobile devices by scanning the QR code below.



Room 1
(GBR 101, 1F)



Room 2
(GBR 102, 1F)



Room 3
(GBR 103, 1F)



Room 4
(ASEM Ballroom 203)



Room 5
(Room 205)



Auditorium, 3F

*Please note that the translation is AI-generated and provided for reference only.

연수평점 안내 (CME credit for Korean)

대한의사협회 연수교육 지침에 따라 실제 세션을 수강하신 시간에 비례하여 평점이 인정됩니다.

1) 학술대회 평점

구분	6월 11일(목)	6월 12일(금)	6월 13일(토)	6월 14일(일)	
대한의사협회	최대 6평점	최대 6평점	최대 6평점 *윤리교육 수강 대상자: 최대 일반 4평점+ 필수 2평점 인정	최대 4평점	
대한내과학회	내과전문의 평생교육	1평점 (2시간 이상)	1평점 (2시간 이상)	1평점 (2시간 이상)	1평점 (2시간 이상)
	내과전공의 외부학술대회	최대 2평점 (학술대회 기간 중 3시간 이상 참석 시 1점 / 6시간 이상 참석 시 2점 인정)			

2) 세션별 평점

구분	세션	일자	평점	비고
필수평점	Ethics Education 윤리 교육	6월 13일(토) 15:30-17:30	최대 2평점 (부분평점 가능)	6/13(토) 일반 평점 최대 6점까지 가능 *윤리 교육 수강 대상자: 일반 최대 4평점+필수 2평점 인정 *해당 세션을 앞 별도 출결체크 필수
대한내과학회 분과전문의	Nephrology Board Review Course 1,2	6월 14일 (일) 08:30-10:30, 10:40-12:40	최대 4평점 (3시간 미만 부분 평점 없음)	별도 등록 필요 (등록 마감) *대한의사협회 일반 평점 중복 인정 가능 **내과학회 평생교육, 외부학술대회 중복 인정 불가

- 세션에 참석한 시간에 비례하여 이수 가능한 평점이 달라집니다.
- 대한의사협회 평점은 1시간 당 1점이 인정됩니다. (*1시간 미만 참석 시에는 평점이 인정되지 않습니다.)
- 회의장 입/퇴장 시 반드시 QR코드를 인식하여 출결 기록을 해야 평점 인정 가능합니다. (1일 2회 이상)
- Break, Industry Symposium 시간은 체류시간에서 제외됩니다.

3) 윤리교육 이수증

- 강의 시작 10분 이후 입장 시 이수증 발급 불가
- '윤리교육 이수증' 발급을 위해서는 2시간 강의를 모두 수강해야 합니다.
- 이수증 발급은 대회 종료 후 대한신장학회 웹사이트에서 하실 수 있습니다. (약 2-3주 소요)

Sponsors & Exhibition

Sponsors

DIAMOND PLUS



DIAMOND



Platinum



Gold



Silver Plus



Silver

Bronze

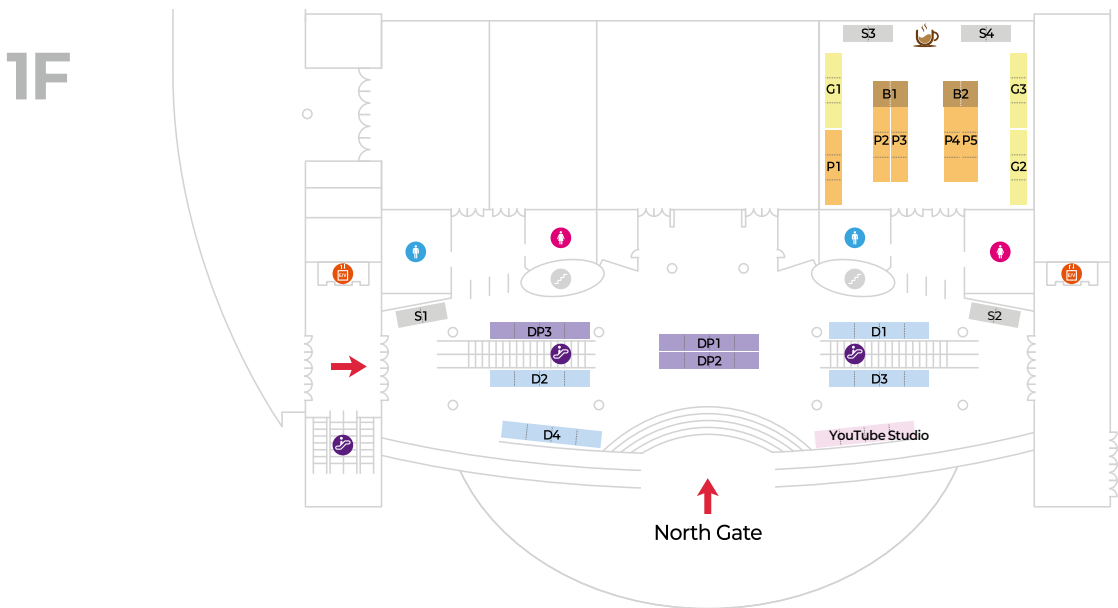


Supporter



Exhibition Layout

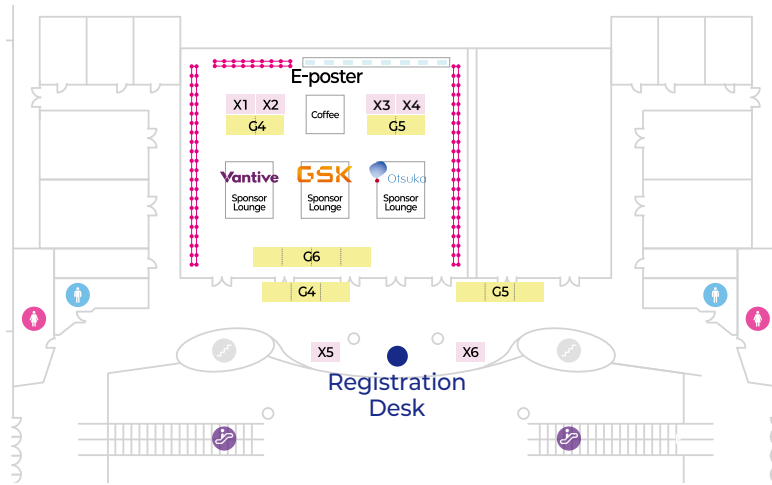
DATE	OPERATING HOURS	LOCATION
June 11 (Thu)	09:00-18:30	1F & 2F & 3F Lobby, Grand Ballroom 104-105, ASEM Ballroom 201-202
June 12 (Fri)	08:30-16:40	
June 13 (Sat)	08:30-16:30	
June 14 (Sun)	08:30-11:40	1F & 2F Lobby, Grand Ballroom 104-105



NO.	COMPANY
DP-1	GSK
DP-2	Korea Otsuka Pharmaceutical Co., Ltd.
DP-3	Vantive Korea Incorporated
D-1	Chong Kun Dang
D-2	DKSH
D-3	HK inno.N
D-4	FME
P-1	Bayer Korea Ltd.
P-2	Boehringer Ingelheim Korea
P-3	NIPRO MEDICAL KOREA CO., LTD.
P-4	Everest Medicines

NO.	COMPANY
P-5	Synopex Inc.
G-1	BORYUNG
G-2	DAEWON PHARM.CO.,LTD.
G-3	YUHAN
S-1	CSL Korea
S-2	Hanmi Pharmaceutical
S-3	Handok
S-4	Organon Korea
B-1	B. Braun
B-2	Novo Nordisk Pharma Korea, Ltd.

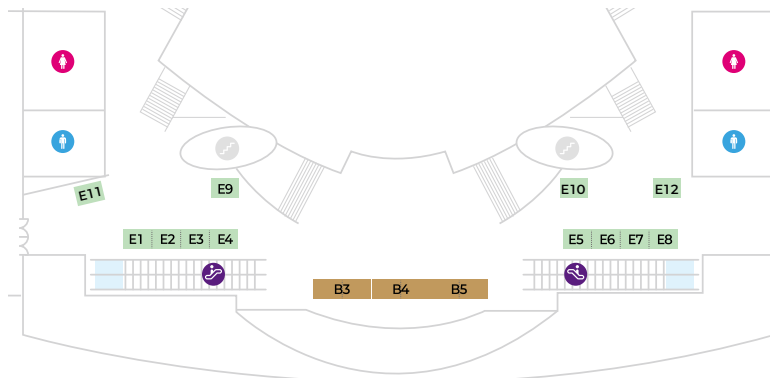
2F



NO.	COMPANY
G-4	AstraZeneca
G-5	SK Chemicals
G-6	ASTELLAS PHARMA KOREA
X-1	World Travel Dialysis Medical Network
X-2	KORNERSTONE

NO.	COMPANY
X-3	Taiwan Society of Nephrology (TSN)
X-4	Electrolytes & Blood Pressure
X-5	APCN 2027
X-6	APSDA x KSN 2027 / APCM-ISPD 2027

3F



NO.	COMPANY
B-3	Novartis
B-4	Fresenius Kabi Korea
B-5	Alvogen Korea
E-1	KOREA UNITED PHARM
E-2	MS MEDICAL
E-3	AY Trading Co., Ltd.
E-4	Daiichi-Sankyo Korea
E-5	Double Safe

NO.	COMPANY
E-6	Dong-A ST
E-7	GC MEDICAL SCIENCE CORP.
E-8	LG Chem
E-9	LDS PHARM
E-10	Sanofi
E-11	Yungjin Pharm
E-12	Rokit Healthcare

Industry Symposium

Industry Symposium 1 (Otsuka)

June 11 (Thu) 12:00-12:40 | Room 2 (GBR 102)



CHAIR(S) Hyeong Cheon Park (Gangnam Severance Hospital, Korea)

SPEAKER(S) **From Guidelines to Practice: Real-World Experience with Tolvaptan in Autosomal Dominant Polycystic Kidney Disease**

Semin Cho (Chung-Ang University Gwangmyeong Hospital, Korea)

Industry Symposium 2 (Boehringer Ingelheim)

June 11 (Thu) 12:00-12:40 | Room 3 (GBR 103)



CHAIR(S) Jung Eun Lee (Samsung Medical Center, Korea)

SPEAKER(S) **Slowing Progressive Kidney Disease with Jardiance: The Earlier the Better?**

Merlin Thomas (Monash University, Australia)

Industry Symposium 3 (GSK)

June 12 (Fri) 12:00-12:40 | Room 1 (GBR 101)



CHAIR(S) Byung Ha Chung (The Catholic University of Korea Seoul St. Mary's Hospital, Korea)

SPEAKER(S) **The Importance of Shingles Prevention in CKD and Dialysis Patients**

Sehoon Park (Seoul National University Hospital, Korea)

Industry Symposium 4 (DKSH)

June 12 (Fri) 12:00-12:40 | Room 2 (GBR 102)



CHAIR(S) Kook-Hwan Oh (Seoul National University Hospital, Korea)

SPEAKER(S) **Optimal Management of SHPT in Dialysis Patients: Clinical Benefits and Experience with Evocalcet**

Hirota Komaba (Tokai University School of Medicine, Japan)

Industry Symposium 5 (Daewon)

June 12 (Fri) 12:00-12:40 | Room 3 (GBR 103)



CHAIR(S) Hoon Young Choi (Gangnam Severance Hospital, Korea)

SPEAKER(S) **Clinical Efficacy and Evidence of Renamezin in CKD & DKD**

Cheol Ho Park (Severance Hospital, Korea)

Industry Symposium 6 (FME)

June 12 (Fri) 12:00-12:40 | Room 4 (203)



- CHAIR(S) Bum Soon Choi (The Catholic University of Korea Eunpyeong St. Mary's Hospital, Korea)
- SPEAKER(S) **Next-Generation Dialysis Membranes: What Clinicians Should Know**
Sandip Mitra (University of Manchester, UK)

Industry Symposium 7 (AstraZeneca)

June 13 (Sat) 11:50-12:30 | Room 1 (GBR 101)



- CHAIR(S) Gheun-Ho Kim (Ewha Womans University Medical Center, Korea)
- SPEAKER(S) **Managing the Ongoing Risk of Hyperkalemia with Sodium Zirconium Cyclosilicate (SZC), LOKELMA**
Jamie P. Dwyer (University of Utah, USA)

Industry Symposium 8 (AstraZeneca)

June 13 (Sat) 11:50-12:30 | Room 2 (GBR 102)



- CHAIR(S) Chun Soo Lim (Seoul National University Boramae Medical Center, Korea)
- SPEAKER(S) **Managing the Ongoing Risk of Hyperkalemia with Sodium Zirconium Cyclosilicate (SZC), LOKELMA**
Huang-Yu Yang (Chang Gung Memorial Hospital, Taiwan)

Industry Symposium 9 (Vantive)

June 13 (Sat) 11:50-12:35 | Room 3 (GBR 103)



- CHAIR(S) Sun-Hee Park (Kyungpook National University Hospital, Korea)
- SPEAKER(S) **Welcome Remark**
Steven Flynn (APAC President, Vantive, Australia)
- RPM in Korea: A Practice-Driven Approach with MyPD**
Gang Jee Ko (Korea University Guro Hospital, Korea)
- RPM in Taiwan: From Reimbursement to Practice**
Tai-Shuan Lai (National Taiwan University Hospital, Taiwan)

Industry Symposium 10 (NIPRO)

June 13 (Sat) 11:50-12:30 | Room 4 (203)



- CHAIR(S) Hoon Young Choi (Gangnam Severance Hospital, Korea)
- SPEAKER(S) **Next-Generation Dialysis Therapy: Online HDF and Novel High-Performance Dialyzers in Japan**
Tadashi Tomo (Oita University, Japan)

Satellite Symposium

Satellite Symposium 1 (Sponsored by Otsuka)

June 12 (Fri) 10:20-12:00 | Room 4 (203)



CHAIR(S) Ken Tsuchiya (Tokyo Women's Medical University, Japan)
Yunkyu Oh (Seoul National University Boramae Medical Center, Korea)

SPEAKER(S) **Intracranial Aneurysms in ADPKD: Updated Screening and Management in the KDIGO 2025 Era : Real-World Practice in Japan**

Yusuke Ushio (Tokyo Women's Medical University, Japan)

Beyond the Cysts: The Hidden Prognostic Value of Muscle Mass and BMI in ADPKD

Yong Chul Kim (Seoul National University Hospital, Korea)

Beyond Tolvaptan: Combination Strategies to Further Suppress Kidney Volume Growth in ADPKD

Shinya Nakatani (Osaka Metropolitan University Graduate School of Medicine, Japan)

Effectiveness of Abdominal Bracing Core Exercises as Rehabilitation Therapy for Reducing Abdominal Symptoms in Patients with Autosomal Dominant Polycystic Kidney Disease and Significant Polycystic Liver Disease

Hyunsuk Kim (Chuncheon Sacred Heart Hospital, Korea)

Q&A

Satellite Symposium 2 (Sponsored by HK inno.N)

A New Horizon in Renal Anemia: Global Insights and the Clinical Debut of Vadadustat



June 12 (Fri) 13:50-15:30 | Auditorium (3F)

CHAIR(S) Hyeong Cheon Park (Gangnam Severance Hospital, Korea)
Te-Chao Fang (Taipei Medical University Hospital, Taiwan)

SPEAKER(S) **Pioneering Experience: Physiological Mechanisms and Real-World Evidence from Japan**

Masaomi Nangaku (The University of Tokyo, Japan)

Current Landscapes: Evolution of Global Guidelines in Renal Anemia Management

Marcello Tonelli (University of Calgary, Canada)

Clinical Expansion: Navigating Healthcare System Constraints and HIF-PHI Implementation in Taiwan

Ko-Lin Kuo (Taipei Tzu Chi Hospital, Taiwan)

Local Evidence: Clinical Implications of Phase 3 Trials and the Therapeutic Value of Vadanem in Korea

Sungjin Chung (The Catholic University of Korea Yeouido St. Mary's Hospital, Korea)

Panel Discussion (Speakers) & Q&A

Satellite Symposium 3 (Sponsored by Handok)

June 13 (Sat) 15:30-16:40 | Room 3 (GBR 103)



CHAIR(S) Bum Soon Choi (The Catholic University of Korea Eunpyeong St. Mary's Hospital, Korea)

SPEAKER(S) **Current Diagnostic Strategies and Unmet Therapeutic Needs in C3G and Primary IC-MPGN**
Nicholas Webb (SOBI & University of Manchester, UK)

Pegcetacoplan: Results of the VALIANT Trial and Real-World Experience
Seung Hyeok Han (Severance Hospital, Korea)

Group Q&A

Poster Exhibition List

Acute Kidney Injury

PANEL POSTER

BOARD NO	ABSTRACT NO	TITLE	PRESENTING AUTHOR
P-01	A-0750	Acute Kidney Disease Without Antecedent Acute Kidney Injury is Prevalent After Major Noncardiac Surgery: A Multicenter Retrospective Cohort Study	Soie Kwon Chung-Ang University Hospital, Korea
P-02	A-0993	Human Wharton's Jelly Umbilical Cord-Mesenchymal Stem Cells (HWJUC-MSC)'s Exosomes Ameliorate Endothelial Dysfunction, Vascular Remodeling, and Angiogenesis via HIF-1 α -independent Pathway in Prolonged Kidney Ischemia/Reperfusion Injury	Rifki Habibi Alma Ata University, Indonesia

E-POSTER

ABSTRACT NO	TITLE	PRESENTING AUTHOR
A-0011	The Role of Annexin A2 in Ischemia/Reperfusion-Induced Acute Kidney Injury and Fibrosis	Qing Bi Third Medical Center of PLA General Hospital, China
A-0012	PPAR-alpha Activation Alleviates Obesity-Exacerbated Renal Ischemia/Reperfusion Injury by Inhibiting Ferroptosis	Qing Bi Third Medical Center of PLA General Hospital, China
A-0041	Predicting Circuit Longevity in CRRT: A Machine Learning Analysis of Regional Citrate Anticoagulation and Calcium Gradients	Niroj Mali West China Hospital of Sichuan University, Chengdu, China
A-0042	Assessment of Correlation Between Effluent Fluid Ionized Calcium and Post-Filter Ionized Calcium in Critically Ill Patients Undergoing Regional Citrate Anticoagulation in Continuous Renal Replacement Therapy (RCA-CRRT)	Niroj Mali West China Hospital of Sichuan University, Chengdu, China
A-0045	Alpha-1 Antitrypsin Protects Against Cisplatin-Induced Acute Kidney Injury by Restoring Redox and Mitochondrial Homeostasis	Mina Kim Kyungpook National University Hospital, Korea
A-0046	Early Diastolic Blood Pressure Variability is Associated with Moderate-to-Severe Acute Kidney Injury After Acute Ischemic Stroke	Won Hee Cho VHS Medical Center, Korea
A-0088	Serotonin Syndrome Due to Tramadol Toxicity Manifesting as Severe Acute Kidney Injury Treated with Hemodialysis and Hemoperfusion: A Case Report	Dosmer Oloan Simarmata Faculty of Medicine Padjadjaran University, Hasan Sadikin General Hospital, Bandung, Indonesia
A-0114	Manuscript The Effect of Nafamostat Mesilate on Regulatory T-cell Populations in Patients with Acute Kidney Injury Receiving Continuous Renal Replacement Therapy	Ye Na Kim Kosin University Gospel Hospital, Korea

E-POSTER		
ABSTRACT NO	TITLE	PRESENTING AUTHOR
A-0126	Association Between Acute Kidney Injury And Early Mortality Following Cardiac Interventions: A Single-Center Cohort Study of 9,803 Patients	Niloofer Deravi Shahid Beheshti University of Medical Sciences, Iran
A-0162	Development and Validation of a Simplified Prediction Model for Postoperative Acute Kidney Injury in 180,000 Surgical Patients	Dong Hoon Kang National Health Insurance Service Ilsan Hospital, Korea
A-0179	Hydration Volume-to-Weight Ratio for Predicting The Risk of Contrast Induced Acute Kidney Injury in Patient Undergoing Cardiac Interventions: A Systematic Review and Meta-Analysis of Prospective Observational Studies	I Ketut Adi Suryana Dr. Soetomo General Academic Hospital - Faculty of Medicine, Universitas Airlangga, Surabaya, Indonesia
A-0200	Kidney Function Monitoring in Adult Cancer Patients After Chemotherapy: Incidence and Factors Associated with Kidney Dysfunction	Ining Kartika Tarmidi Universitas Padjadjaran/Dr. Hasan Sadikin General Hospital, Indonesia
A-0236	Irreversible End-Stage Kidney Disease After Short-Term Exposure to Tung Shueh Pill: A Second Reported Case of Herbal-Associated Nephropathy Complicated by -Restricted Multiple Myeloma	Maria Felisa Eva Martin Makati Medical Center, Philippines
A-0239	Risk Factors Affecting the Lifetime of Continuous Renal Replacement Therapy Circuits	Jaeseok Kim Wonju Severance Christian Hospital, Korea
A-0255	The Clinical Implication of Visceral-to-Subcutaneous Fat Ratio in Scrub Typhus Patients with Acute Kidney Injury	Ayoung Cho Presbyterian Medical Center, Korea
A-0302	Polo-Like Kinase 1 is Upregulated in Experimental Acute Kidney Injury Induced by Ischemia-Reperfusion and Cisplatin	Beamjun Park Soonchunhyang University Cheonan Hospital, Korea
A-0309	Long-Term Outcomes After Severe AKI Requiring CKRT: Rethinking the Role of Post-Discharge Nephrology Care	Sei Hong Min Hallym University Sacred Heart Hospital, Korea
A-0319	Smoking Cessation Duration and Risk of Acute Kidney Injury: A Nationwide Cohort Study in Korea	Soo-Young Yoon Kyung Hee University Medical Center, Korea
A-0350	SGLT2 Inhibitors for Prevention of Contrast-Induced Acute Kidney Injury During Coronary Procedures: A Meta-Analysis of Randomized Controlled Trials	Muhammad Farid Rakhman Dr. H. Abdul Moeloek Hospital, Lampung, Indonesia
A-0420	Renoprotective Effects of Balcinrenone on Renal Injury and Fibrosis in Acute Kidney Injury and Acute Kidney Disease Models	So Young Lee The Catholic University of Korea Yeouido St. Mary's Hospital, Korea
A-0423	Cases of Propofol-Related Infusion Syndrome Detected During CRRT by Lipemic Clot Formation	Hani Jang Gyeongsang National University Hospital, Korea

Poster Exhibition List

E-POSTER		
ABSTRACT NO	TITLE	PRESENTING AUTHOR
A-0447	72-Hour Hemodynamic and Urine Output Trajectories Predict Renal Recovery in Continuous Kidney Replacement Therapy: A Machine Learning Approach	Daseul Huh Kangdong Sacred Heart Hospital, Korea
A-0451	Shifting Demographics and Mortality Outcomes in Continuous Kidney Replacement Therapy: A Nationwide Cohort Study in South Korea	Junseok Jeon Samsung Medical Center, Sungkyunkwan University School of Medicine, Korea
A-0458	Association of Muscle Mass and Quality with Incident Acute Kidney Injury in a Chronic Kidney Disease Cohort	Yeonghun Kim Seoul National University Hospital, Korea
A-0474	Effluent Fluid Ionized Calcium Monitoring Is Non-Inferior to Post-Filter Monitoring for Regional Citrate Anticoagulation in Continuous Renal Replacement Therapy: The Effluent-CRRT Randomized Controlled Trial	Niroj Mali West China Hospital of Sichuan University, Chengdu, China
A-0531	Risk of Acute Kidney Injury in Salmonella Enteritis Compared to Campylobacter Enteritis: A Retrospective Cohort Study	Hyeon Woo Samsung Changwon Hospital, Korea
A-0532	Heat-Associated Acute Kidney Injury Risk in Chronic Kidney Disease: A Nationwide Cohort Study	Jin Kyung Kwon Keimyung University Dongsan Medical Center, Korea
A-0569	Fluid Overload Measured by Bioimpedance Analysis Predicts Mortality in Severe AKI Patients Undergoing CRRT	Hyun Jung Shin Seoul National University Bundang Hospital, Korea
A-0584	Early Lactate Clearance Following CRRT Initiation Predicts Renal Recovery in Severe Acute Kidney Injury	Byung Min Ye Pusan National University Yangsan Hospital, Korea
A-0591	A Deep Learning Model Incorporating Dynamic Delta Changes for Prediction of Continuous Kidney Replacement Therapy Filter Lifespan	Yuna Kim Severance Hospital, Korea
A-0620	Population Pharmacokinetics of Teicoplanin in Critically Ill Patients Receiving Continuous Renal Replacement Therapy: A Model-Based Dosing Optimization	Hye Kwan Lee Severance Hospital, Korea
A-0633	Optimal Hemoglobin Threshold and In-Hospital Mortality in Acute Kidney Injury Patients Receiving Continuous Kidney Replacement Therapy	Hyun Lee Ko Eulji Hospital, Eulji University, Korea
A-0700	Clinical Outcomes of oXiris Hemoadsorption Compared with Standard CKRT in Sepsis-Associated Acute Kidney Injury: A Propensity Score-Matched Study	Dongmin Jung Severance Hospital, Korea
A-0724	Leptospirosis-Associated Acute Kidney Injury : A Case Series	Siti Zahra Afifah Islamic Jakarta Hospital, Indonesia
A-0739	The Predictive Value of a Composite Inflammatory-Metabolic Index for In-Hospital Mortality in Patients Undergoing CKRT	Ji Hyun Jeon Pusan National University Hospital, Korea

E-POSTER		
ABSTRACT NO	TITLE	PRESENTING AUTHOR
A-0743	Prognostic Value of the Shock Index for In-Hospital Mortality and Kidney Recovery in Patients with Acute Kidney Injury Undergoing Continuous Renal Replacement Therapy: A Multicenter Cohort Study	Kipyo Kim CHA Bundang Medical Center, Korea
A-0745	H3K18 and Cyclin-D1 Levels in Plasma Are Prognostic Biomarkers of Mortality in Patients with Sepsis-Associated Acute Kidney Injury	Lilin Li The Affiliated Hospital of Yanbian University, China
A-0785	Severe Weils Disease Mimicking Sepsis-Associated Acute Kidney Injury: A Multi-Organ Presentation with Rapid Renal Recovery After Early Recognition	Satrio Sugiharto Machfudi Faculty of Medicine, Airlangga University, Dr. Soetomo General Academic Hospital; Indonesian Navy Central Hospital Dr. Ramelan, Indonesia
A-0841	Discovery of Urinary Branched Chain Amino Acids as a Marker of Proximal Tubular Metabolic Dysfunction in Acute Kidney Injury: A Metabolomic and Transcriptomic Integration	Bogyong Cho Seoul National University College of Medicine, Korea
A-0852	Machine Learning Prediction of Drug-Induced Acute Kidney Injury Across Inpatient and Outpatient Settings Using Real-World Electronic Health Records	Sang Hun Eum Incheon St. Mary's Hospital, The Catholic University of Korea, Korea
A-0859	Performance of the SOFA-2 Score in Assessing Mortality Risk among Patients with Acute Kidney Injury Receiving Continuous Kidney Replacement Therapy: Results from the RENERGY Study	Chan-Young Jung Asan Medical Center, Korea
A-0870	Preventing Angiography-Related Nephrotoxicity after PCI through Enhanced Hydration Strategies: A Meta-Analysis	Mohamed Hamouda Elkasaby Faculty of Medicine, Al-Azhar University, Cairo, Egypt
A-0879	Postrenal Acute Kidney Injury Associated with P-ANCA-Positive Retroperitoneal Fibrosis: A Case Report	Yanghyeon Kim BongSeng Memorial Hospital, Korea
A-0881	The High Estimated Glomerular Filtration Rate Paradox In Contrast-Induced Acute Kidney Injury in Emergency Department Patients	Suyeon Yoon Chungnam National University Hospital, Korea
A-0938	Successful Treatment of Severe Rhabdomyolysis and Acute Liver Failure-Associated Acute Kidney Injury Using oXiris Hemofilter in a Patient with Liver Cirrhosis	Byung Chul Shin Chosun University Hospital, Korea
A-0950	IgA-Dominant Postinfectious Glomerulonephritis after Acupuncture	Lee Arim BongSeng Memorial Hospital, Korea
A-0975	Immune Checkpoint Inhibitor Use and Acute Kidney Injury Risk in Cancer Patients with COVID-19	Jeongjae Jo Samsung Medical Center, Sungkyunkwan University School of Medicine, Korea

Poster Exhibition List

E-POSTER		
ABSTRACT NO	TITLE	PRESENTING AUTHOR
A-1025	A G-Transformer–Based Longitudinal Causal Framework for Personalized Vasopressor and Fluid Recommendations to Reduce Major Adverse Kidney Events in Sepsis	Min Woo Kang Korea University Guro Hospital, Korea
A-1044	Survival with a Digital Safety Net: Impact of a Major Physician Walkout and AKI Alert System Suspension on Patient Outcomes	Hyun Jung Shin Seoul National University Bundang Hospital, Korea

Basic Research

PANEL POSTER			
BOARD NO	ABSTRACT NO	TITLE	PRESENTING AUTHOR
P-03	A-0176	Podocyte-Specific Lysyl Oxidase-Like 2 Deletion Attenuates Diabetic Nephropathy by Suppressing Inflammasome Activation and Fibrosis	Nara Jeon Gangnam Severance Hospital, Korea
P-04	A-0351	Effect of GLP-1 & GLP-2 dual agonist (PG-102) on Tacrolimus-Induced Pancreatic and Renal Injury in a Rat Model	Hyeran Park The Catholic University of Korea St. Vincent's Hospital, Korea
P-05	A-0380	Lysyl-tRNA synthetase 1 Modulation Attenuates Renal Inflammation and Fibrosis in a Mouse Model of Chronic Kidney Disease	Subin Lee Graduate School of Soonchunhyang University, Korea
P-06	A-0171	Omega-3 Fatty Acids Attenuate Renal Myostatin Expression and Restore Mitochondrial Homeostasis Under Uremic Conditions	Hye Jung Lee Dong-A University Hospital, Korea

E-POSTER		
ABSTRACT NO	TITLE	PRESENTING AUTHOR
A-0040	Premature Neutrophil Aging in End-Stage Renal Disease: Mechanistic Insights Into Uremic Toxin-Induced Immune Dysfunction	Kritsanawan Sae-Khow Center of Excellence on Translational Research in Inflammation and Immunology (CETRIL), Department of Microbiology, Faculty of Medicine, Chulalongkorn University, Bangkok, Thailand
A-0180	The Study on the Effects and Mechanisms of Nano-Drug Delivery System Targeting LTA4H in Clear Cell Renal Cancer Cells to Regulate Tumor Immune Microenvironment and Improve Immunotherapy Resistance	Diaoyi Tan Wuhan Union Hospital, China
A-0206	The Protective Role of Proximal Tubule-Specific P21-Activated Kinase 4 (PAK4) in UUO-Induced Renal Fibrosis	Kyung Pyo Kang Chonbuk National University Hospital, Korea
A-0234	Effects of Extracorporeal Circulation and Membrane Contact on Skeletal Muscle Microcirculation in a Rat Dialysis Model	Hayato Wachi Kitasato University Graduate School of Medical Sciences, Japan
A-0294	Retrograde Ureteral Dosing in Nonhuman Primates for Drug Delivery to the Kidney	Aldric Hama Hamamatsu Pharma Research, Inc., Japan
A-0308	FGF2-FGFR Signaling Promotes Maladaptive Repair in Folic Acid-induced Acute Kidney Injury Mouse Model	Chao-Wen Cheng Taipei Medical University, Taiwan
A-0342	The Autophagy Enhancer MSL-7 Improves Renal Injury by Modulating of Autophagy-Lysosomal Pathway in Adenine-Induced Chronic Kidney Disease Mouse Model	Jina Lee Graduate School of Soonchunhyang University, Korea

Poster Exhibition List

E-POSTER		
ABSTRACT NO	TITLE	PRESENTING AUTHOR
A-0381	Renoprotective Effects of Autotaxin Inhibitor in Folic Acid-induced Chronic Kidney Disease Mouse Model	Se Hun Park Graduate School of Soonchunhyang University, Korea
A-0400	Computational Investigation of Stevia Bioactives for Renal Anti-Fibrotic via Fibroblast Growth Factor Receptor 4 (FGFR4): In Silico Analysis	Andika Dhamarjati Department of Internal Medicine, Faculty of Medicine, Public Health and Nursing, Universitas Gadjah Mada, Indonesia
A-0407	Seaweed-Derived Bioactives as Potential Modulators of Inflammatory Signaling in Diabetic Kidney Disease	Iman Nabilah Abd Rahim Faculty of Dentistry, Universiti Teknologi MARA, Malaysia
A-0426	Spatial Metabolomic Mapping of Fibrosis-Associated Metabolites in the UUO Kidney	Dazhong Li Seoul National University Boramae Medical Center, Korea
A-0454	Antioxidative Activity of Orange Water Kefir to Improve Oxidative Stress and Fraction Area of Degeneration and Necrosis in The Kidney Tissue of The Hyperlipidemic Rats Model	Rafik Prabowo Community Health Center of Rambah, Rokan Hulu, Riau, Indonesia
A-0460	Targeting the GATM Metabolic Checkpoint via Extracellular Vesicles to Mitigate the AKI to CKD Transition and Fibrosis in Kidney Transplantation	Shengji Zhao Seoul National University Boramae Medical Center, Korea
A-0518	New Target Alleviates Acute Kidney Injury by Modulating Inflammatory Signaling and Immune Remodeling	Jeongseon Oh Pusan National University School of Medicine, Korea
A-0535	Deletion of Exoc5 Exacerbates Kidney Fibrosis following Unilateral Ureteral Obstruction	Hui Jae Lim Department of Biomedical Science and BK21 Plus, Kyungpook National University, Korea
A-0547	The Tubular Circadian Clock Modulates Post-Ischemic Immune Responses and Kidney Repair in a Context-Dependent Manner	Hojin Lee Korea University Anam Hospital, Korea
A-0570	KIM-1 Downregulation and Histological Recovery Following Combined Terminalia chebula and Annona muricata Administration in a Zebrafish Nephrotoxicity Model	Rushduddin Al Jufri Roosli National University, Malaysia
A-0587	Particulate Matter Induces Early Renal Inflammation and Inflammasome Activation in Normal and CKD Rat Kidneys	Duk-Hee Kang Ewha Womans University Medical Center, Korea
A-0588	Reduced Fibrin Adhesion on Urokinase-Coated Hemodialysis Catheters: An In Vitro Study	Yohei Shigenaga Medical Engineering, Kitasato University Graduate School of Medical Sciences, Japan
A-0592	Particulate Matter Induces Epithelial-to-Mesenchymal Transition in Renal Tubular Epithelial Cells via Oxidative and ER Stress Pathways	Duk-Hee Kang Ewha Womans University Medical Center, Korea


E-POSTER		
ABSTRACT NO	TITLE	PRESENTING AUTHOR
A-0603	Mitochondrial Preservation Underlie the Renoprotective Effects of Hypothermia in Kidney Ischemia-Reperfusion Injury	Suyeon Han The Catholic University of Korea Daejeon St. Mary's Hospital, Korea
A-0644	Effects of Microplastics on Human Peritoneal Mesothelial Cells	Yunmee Lho Yeungnam University Medical Center, Korea
A-0672	Multi-Target RNA Interference Strategy for Renal Fibrosis via Silencing TGFB1-ACTA2-COL1A1 Signaling	Rian Ka Praja Faculty of Medicine, Universitas Palangka Raya, Indonesia
A-0764	Cyanidin-3-Glucoside Inhibits Ferroptosis in the Progression of AKI to CKD	Yiwei Du Peking Univerisity First Hospital, China
A-0914	Protective Effects of Urine-Derived Stem Cells on Adriamycin-Induced Podocyte Apoptosis in Chronic Kidney Disease	Janghyun Jo Chungnam National University, Korea
A-0915	In Vitro Analysis of Klotho-Expressing Urine-Derived Stem Cells for Treating High Glucose-Induced Mesangial Cell Dysfunction	Hyerim Park Chungnam National University, Korea
A-0925	MIT-003 Selectively Protects Hippocampal Neurons from Uremic Toxin-Induced Ferroptosis via the NRF2/GPX4/SLC7A11 Pathway, Independent of Renal Function Recovery, in an Ischemia-Reperfusion Acute Kidney Injury Model	Janghyun Jo Chungnam National University, Korea
A-0969	Multi-Gene RNA Interference Strategy Targeting Osteogenic Signaling in Vascular Calcification of Chronic Kidney Disease	Rian Ka Praja Faculty of Medicine, Universitas Palangka Raya, Indonesia
A-0973	Nicotine And High-Salt Diet Synergistically Dysregulate Kidney Immune Microenvironment And Impair Vascular Endothelial Function	Kyungho Lee Samsung Medical Center, Sungkyunkwan University School of Medicine, Korea
A-1023	Correlation Between Kidney Superoxide Dismutase (SOD) and Plasma Malondialdehyde (MDA) Levels in Rats Induced by a High-Purine Diet After Regular and Decaffeinated Coffee Intervention	Nadira Putriana General Practitioner, Hermina Bitung Hospital, Indonesia

Poster Exhibition List

Big Data

E-POSTER		
ABSTRACT NO	TITLE	PRESENTING AUTHOR
A-0332	Automated Classification of Renal Pathologies From CT Imaging Using Deep Learning	Muhammad Umair Ahmad Khan University of Engineering and Technology Narowal Campus, Pakistan
A-0359	The Clinical Usefulness of Urine RBC Distribution in Children with Hematuria	Hee Sun Baek Kyungpook National University Hospital, Korea

Diabetic Kidney Disease + Metabolic Abnormality-related Kidney Disease

PANEL POSTER			
BOARD NO	ABSTRACT NO	TITLE	PRESENTING AUTHOR
P-07	A-0767	PTPRD-Mediated Asprosin Signaling Regulates the AMPK-Sirt1-mTOR Pathway in Diabetic Kidney Disease	Ji Hee Lim The Catholic University of Korea Seoul St. Mary's Hospital, Korea 
P-08	A-0940	MOTS-c Pretreatment Ameliorates the Cardioprotective Effects of Mesenchymal Stem/Stromal Cells Harvested From Patients with Obesity	Se-Hee Yoon Konyang University Hospital, Korea
P-09	A-0295	Interaction Between Metabolic Syndrome and Phthalate Exposure in Chronic Kidney Disease Risk Based on Machine Learning and RERI Analysis	Woojin Sim Korea University College of Medicine, Korea
P-10	A-0558	Kidney Proximal Tubule-on-a-Chip Model for Lipotoxic Kidney Injury and Therapeutic Evaluation	Seung Yeon Lee Seoul National University Bundang Hospital, Korea
P-11	A-0145	Cardiovascular-Kidney-Metabolic Syndrome (CKMS) and Risk of Incident Atrial Fibrillation in Elderly Adults Aged 75 Years: A Nationwide Cohort Study	Jung Hun Koh Seoul National University Hospital, Korea
P-12	A-0166	Proteomics-Based Identification of a Diagnostic Biomarker Panel Distinguishing Diabetic Kidney Disease From Glomerular Disease in Patients with Type 2 Diabetes: Validation Study From Kidney Biopsy-Proven Diabetic Cohort	Da Woon Kim Pusan National University Hospital, Korea
P-13	A-0173	Cardiovascular-Kidney-Metabolic Stages and Risk of 24 Site-Specific Cancers in 4.5 Million Korean Adults: A Nationwide Health Screening Cohort Study	Ara Ko Seoul National University Hospital, Korea
P-14	A-0779	Importance of Continuous Glucose Monitoring in Improving Glycemic Control and Variability in Patients with Diabetic Kidney Disease: IMPROVE-DKD Study	Sua Lee Kangnam Sacred Heart Hospital, Korea
P-15	A-0156	Second-Line Antidiabetic Medications and Risk of Diabetic Kidney Disease in New-Onset Type 2 Diabetes	Hyung Woo Kim Severance Hospital, Korea
P-16	A-0071	Kidney and Cardiovascular Outcomes of SGLT2 Inhibitors as Add-On Therapy to Metformin in Frail Patients with Type 2 Diabetes	Jin Hyeog Lee Catholic Kwandong University International St. Mary's Hospital, Korea
P-17	A-0464	Impact of Finerenone on Circulating Mitokines in Diabetic Kidney Disease	Haekyung Lee Soonchunhyang University Seoul Hospital, Korea

Poster Exhibition List

E-POSTER		
ABSTRACT NO	TITLE	PRESENTING AUTHOR
A-0016	Renoprotective Effects of Dipeptidyl Peptidase-4 Inhibitors in Diabetic Kidney Disease: A Systematic Review and Meta-Analysis	Joseph Paulo Gonzales University of the Philippines Manila, Philippine General Hospital, Philippines
A-0022	Advanced Approach in Evaluation of the Risk Groups in Children with Type 1 Diabetes and Subclinical Diabetic Nephropathy	Ievgeniia Burlaka Bogomolets National Medical University, Ukraine
A-0057	Comparative Cardiovascular and Renal Outcomes in Diabetic Versus Non-Diabetic Metabolic Kidney Disease: A Multicentric Nationwide Database Analysis	Sajjad Ahmed Khan Birat Medical College Teaching Hospital, Morang, Nepal
A-0070	The Role of Urine-Derived Stem Cells in Diabetes-Induced Kidney Disease(Mesangial Cell) Models	Yoon Kyung Chang The Catholic University of Korea Daejeon St. Mary's Hospital, Korea
A-0087	EHHADH Protects Against Diabetic Nephropathy through Improving Lipid Metabolism: Evidence from Mendelian Randomization	Lei Chen West China Hospital, China
A-0116	AI-Based Medication Recommendation for Diabetic Kidney Disease: Robust to Temporal Data Shifts and New Drugs	Seoyoung Choi Seoul National University College of Medicine, Korea
A-0130	Disparities in Cardiovascular Outcomes of GLP-1 Receptor Agonists by Sex, BMI, and Renal Function in Type 2 Diabetes: A Meta-Analysis	Noha Hammad Faculty of Medicine, Port-Said University, Port-Said, Egypt
A-0161	Metabolic Dysfunction-Associated Fatty Liver Disease and Long-term Kidney Function Decline: A 16-Year Population-Based Cohort Study	Woogyeon Kim Samsung Changwon Hospital, Korea
A-0172	Endothelin Receptor Antagonists Reduce Renal Progression but Increase Heart Failure Risk in Chronic Kidney Disease: A Systematic Review and Meta Analysis	Angeline Asti Shiela Permata Marsudi Waluyo Hospital, Indonesia
A-0186	Association between Fatty Liver Index and Chronic Kidney Disease on Mortality Risk: A Longitudinal Cohort Study	Jung Eun Lee Yongin Severance Hospital, Korea
A-0193	Effect of Semaglutide on Kidney Outcomes: Pooled Analysis of the SELECT, FLOW, and SOUL Trials	Jihyun Kim Novo Nordisk, Korea
A-0194	Discordance Between Cystatin C-Based eGFR and Creatinine-Based eGFR and Cardiovascular Risk in the FLOW Trial	Jihyun Kim Novo Nordisk, Korea
A-0196	Reduced Kidney Function Decline with Semaglutide Across Kidney Risk Categories: Analyses from the FLOW Trial	Jihyun Kim Novo Nordisk, Korea
A-0198	Mechanistic Effects of Semaglutide on Kidney Disease in Type 2 Diabetes: The REMODEL Trial	Jihyun Kim Novo Nordisk, Korea

E-POSTER		
ABSTRACT NO	TITLE	PRESENTING AUTHOR
A-0204	Efficacy and Safety of Finerenone in Elderly Patients with Diabetic Kidney Disease: A Single-Center Real-World Experience in Korea	Kyubok Jin Keimyung University Dongsan Medical Center, Korea
A-0207	Correlation Between Lipid Profile and Cardiothoracic-Ratio (CTR) in Readmitted Diabetic Kidney Disease Patients	Janu Aji Patria RSUD Dr. Moewardi, Indonesia
A-0481	Temporal Dynamics and Regional Disparities of Diabetic Kidney Disease Hospitalizations in Germany	Patrick Brzoska Witten/Herdecke University, Germany
A-0482	Unwrapping the GIFT Panel: Technical Feasibility and Preliminary Signals of a Novel Multi-Biomarker Panel for DKD Progression in Type 2 Diabetes Mellitus	Priya Rani Kasturba Medical College, Manipal Academy of Higher Education, Manipal, India, India
A-0551	Association of the National Diabetes Quality Assessment Program with Healthcare Utilization and Costs Among Older Adults with Diabetes in Korea	Do Hyoung Kim Kangnam Sacred Heart Hospital, Korea
A-0555	National Diabetes Quality Assessment Program and Long-Term Outcomes in Older Adults with Diabetes: A Nationwide Cohort Study in South Korea	Do Hyoung Kim Kangnam Sacred Heart Hospital, Korea
A-0581	Clinical and Histologic Relevance of Microscopic Hematuria in Patients with Biopsy-Proven Diabetic Kidney Disease	Da Woon Kim Pusan National University Hospital, Korea
A-0614	Renoprotective Effects of SGLT-2 Inhibitors Compared with GLP-1 Receptor Agonists in Diabetic Kidney Disease: A Systematic Review and Meta-Analysis	Muhammad Farid Rakhman Dr. H. Abdul Moeloek Hospital, Lampung, Indonesia
A-0669	Caffeic Acid Attenuates Diabetic Nephropathy by Inhibiting Inflammation, Oxidative Stress And TNF- Activation In-Vivo	Riddhi Shukla Dr. H. Abdul Moeloek Hospital, Lampung, Indonesia
A-0712	SGLT2 Inhibitor Use After Cisplatin Chemotherapy Is Associated with Reduced Mortality in Diabetic Patients: A Retrospective Cohort Study	Minji Kim Samsung Medical Center, Korea
A-0752	Targeting Extracellular Matrix Remodeling in Diabetic Nephropathy: Computational Design of siRNAs Against COL4A1, FN1, and CTGF	Rian Ka Praja Faculty of Medicine, Universitas Palangka Raya, Indonesia
A-0802	Successful Management of Presumptive Obesity-Related Secondary FSGS with Semaglutide and SGLT2 Inhibitor: A Case Report	Soyoung Lee Eulji University Hospital, Korea
A-0851	Metabolic Dysfunction-Associated Steatotic Liver Disease and the Risk of Urolithiasis: A Nationwide-Based Study	Youngmin Yoon Chosun University Hospital, Korea
A-0913	Effects of Sodium–Glucose Cotransporter 2 (SGLT2) Inhibitors on Cardiovascular and Renal Outcomes in Asian Patients with Type 2 Diabetes Mellitus: A Systematic Review and Meta-Analysis	Alyssa Claire Almo Remedios Trinidad Romualdez Educational Foundation Hospital, Philippines

Poster Exhibition List

Dialysis

PANEL POSTER			
BOARD NO	ABSTRACT NO	TITLE	PRESENTING AUTHOR
P-18	A-0336	Development and Internal Validation of a Clinical Decision Support System for Maintenance Hemodialysis Prescription Using Longitudinal Real-World Data	Jin Eop Kim Chuncheon Sacred Heart Hospital, Korea
P-19	A-0084	Optimal Clustering of Patient Dispositions for Shared Decision-Making in Dialysis Modality Selection	Jiwon Ryu Seoul National University Bundang Hospital, Korea
P-20	A-0955	Benefits of Combination Phosphate Binders on Hemoglobin Stability and Cardiovascular Outcomes through Optimal Phosphorus Control	Eunji Yang CHA Ilsan Medical Center, CHA University, Korea

E-POSTER		
ABSTRACT NO	TITLE	PRESENTING AUTHOR
A-0023	Fatigue, Pruritus, and Comfort Among Patients Undergoing Hemodialysis: A Structural Equation Modeling Analysis	Nga Thi Thuy Nguyen Hanoi Medical University, Hanoi, Vietnam
A-0037	Comparative Inflammatory Responses Between Expanded Hemodialysis Using a Medium Cut-Off Dialyzer (MCO+HDX) and Online Hemodiafiltration (OL-HDF): Insights From Microparticle Induction and Neutrophil Activation	Awirut Charoensappakit Department of Clinical Microscopy, Faculty of Allied Health Sciences, Chulalongkorn University, Bangkok, Thailand
A-0044	Barriers and Facilitators to Self-Care Behavior Adherence in Patients with Autogenous Arteriovenous Fistula: A Qualitative Study	Ke Zeng People's Hospital of Changshou Chongqing, China
A-0061	Etiology-Specific Differences in Dialysis Outcomes: Diabetic Chronic Kidney Disease versus Hypertensive Chronic Kidney Disease	Sajjad Ahmed Khan Birat Medical College Teaching Hospital, Morang, Nepal
A-0062	Development of Practice Guidelines Based on Factors affecting Intradialytic Hypotension; Outpatient Hemodialysis Treatments	Youngju Kim The Catholic University of Korea Uijeongbu St. Mary's Hospital, Korea
A-0066	Comparative Safety and Effectiveness of Apixaban Versus Warfarin for Treating Venous Thromboembolism in End-Stage Renal Disease: A Meta-Analysis	Mohamed Hamouda Elkasaby Faculty of Medicine, Al-Azhar University, Cairo, Egypt
A-0073	Anaphylaxis Induced by Nafamostat Mesylate Upon Re-exposure in a Maintenance Hemodialysis Patient	Shin Yeong Lee Yeolin Medical foundation Seokyo Center, Korea
A-0077	Clinical Profile and Outcomes of Chronic Kidney Disease Patients Three Months After Initiation Hemodialysis: A Descriptive Prospective Study	Michael Agoncillo Philippine General Hospital, Philippines

E-POSTER		
ABSTRACT NO	TITLE	PRESENTING AUTHOR
A-0093	Polysulfone Dialyzer-Induced Thrombocytopenia with Neurological Manifestations in a Multiple Myeloma Patient: The Critical Role of Pre- and Post-Dialysis Platelet Monitoring	Hwa Jeong Kim YMF Yein Clinic, Korea
A-0113	Bridging the Guideline-to-Practice Gap in Anemia Management: A Regional Survey Uncovers Disparities in the Definition and Treatment of ESA Hyporesponsiveness	Yeonsoon Jung Kosin University Gospel Hospital, Korea
A-0118	Operational Design for Safe Acceptance of Patient-Initiated Travel Dialysis: Demand and Workload Analysis from Two Clinics	Shogo Nakagama Tokyo Dialysis Frontier Ikebukuro Station Clinic, Japan
A-0132	Comparison of Simulated Dialysis Efficacy and Actual Dialysis Efficacy of Hemodialysis and Pre-Dilution Online Hemodiafiltration Patients	Tanaka Tomoyuki Jikei University of Health Care Sciences, Japan
A-0158	Prediction of Peritoneal Equilibration Test Results and Nutritional Status Using ShareSource Data and Machine Learning in Automated Peritoneal Dialysis Patients	Hyung Woo Kim Severance Hospital, Korea
A-0165	Long-Term Outcomes of Elderly Patients on Peritoneal Dialysis: Divergent Effects of Age on Mortality and Technique Survival Over 20 Years	Ji Hwan Kim Hallym University Sacred Heart Hospital, Korea
A-0178	Impact of the COVID-19 Pandemic on Emergency Department Utilization and Outcomes in Patients with End-stage Kidney Disease: A Retrospective Cohort Study in South Korea	Hyunjin Cho Konkuk University Medical Center, Korea
A-0203	Dialysis-Induced Alterations in Right Ventricular Free Wall Strain as a Marker of Intradialytic Hypotension Risk	Ho Sik Shin Kosin University Gospel Hospital, Korea
A-0208	Clinical Characteristics of International travel Hemodialysis Patients in Korea and the Incidence of Intradialytic Hypotension: A Single-Center Retrospective Study	Sunghae Ha Samsung New Internal Clinic, Korea
A-0209	Comparison of the Efficacy and Cost of Erythropoiesis-Stimulating Agents Administered to Hemodialysis Patients	Yoojin Choi Asan Medical Center, Korea
A-0227	Changes in Physical Performance Before and After Dialysate Infusion in Peritoneal Dialysis Patients	Hae Dong Choi Yeungnam University Medical Center, Korea
A-0248	Potassium-Driven Dynamic ECG Changes and Hemodynamic Correlates Detected by Wearable ECG in Maintenance Hemodialysis Patients	Kyungho Park Chungnam National University Hospital, Korea
A-0253	Space as an Informal Infection Control Protocol: Spatial Burden and Self-Managed Safety in Peritoneal Dialysis	Youngsu Kim Ajou University Hospital, Korea
A-0272	Wunderlich Syndrome in Peritoneal Dialysis: A Presentation of 5 Cases and Review of the Literature	Fang Yu Lin China Medical University Hospital, Taiwan

Poster Exhibition List

E-POSTER		
ABSTRACT NO	TITLE	PRESENTING AUTHOR
A-0279	Clinical Research on the Improvement of Nutritional Status and Prognosis of Patients with End-stage Renal Disease by the Combination of Qi-tonifying and Blood-activating Formula and Hemodialysis	Zhu Xin The First Affiliated Hospital of Dalian Medical University, China
A-0300	Serum Alkaline Phosphatase and Peritoneal Dialysis Discontinuation: A Prospective Cohort Study	Hojung Lee Seoul National University Hospital, Korea
A-0301	Study of Anxiety Scales in Dialysis Patients Using the Spielberger-Hanin Method	Ganbolor Erdenebileg The First Central Hospital of Mongolia, Mongolia
A-0314	Distribution of NT-proBNP (N-terminal pro-brain natriuretic peptide) and Its Association with Sex, Age, and Comorbidities in Hemodialysis Patients: A Retrospective Observational Study	Nurgul Zulpykhar Ulaanbaatar Med General Hospital, Mongolia
A-0347	Volume Status Is Independently Associated with Muscle Strength in Maintenance Hemodialysis Patients	Seunghye Lee Gyeongsang National University Hospital, Korea
A-0356	The First Successful Pregnancy in a Hemodialysis Patient in Mongolia	Amarjargal Eldev-Ochir UB Hospital, Ulaanbaatar, Mongolia
A-0374	Time-Varying Ultrafiltration Rate and Mortality in Hemodialysis Patients: A Nationwide Prospective Cohort in Korea	You Hyun Jeon Kyungpook National University Hospital, Korea
A-0387	Effect of Residual Kidney Function on Peritoneal Dialysis Related Infection Outcomes	You Hyun Jeon Kyungpook National University Hospital, Korea
A-0441	Real-Time Prospective Validation of a High-Accuracy Wearable System for Atrial Fibrillation Detection in Hemodialysis	Yi Ping Lin Jinshan Branch, National Taiwan University Hospital, Taiwan
A-0452	Sociodemographic Characteristics, Out-of-pocket Expenditure, and Catastrophic Health Expenditure between Disabilities with Dialysis and those with Kidney Transplant due to End Stage Kidney Disease: Based on the Korean Health Panel	Hee Woo Lee Lee Hee Woo Internal Medicine Clinic, Korea
A-0457	Long Term Outcome of Tamoxifen Therapy for Prevention and Management of Encapsulating Peritoneal Sclerosis in CAPD Patients: A Single-Center experience	Hyejin Jung Yonsei University College of Medicine, Korea
A-0469	A Novel Technique for Omental Management During Laparoscopic Peritoneal Dialysis Catheter Insertion	Munkhjavkhlan Dorjsuren Mungunguur Hospital, Mongolia
A-0485	Era-Dependent Association Between High Peritoneal Transport Status and Technique Failure in Peritoneal Dialysis	Ho-Joong Yoon Hallym University Sacred Heart Hospital, Korea

E-POSTER		
ABSTRACT NO	TITLE	PRESENTING AUTHOR
A-0500	Reimagining Drug-Related Problems in Hemodialysis Population Using Bayesian Networks	Shan Lii Ching Universiti Kebangsaan Malaysia; Ministry of Health Malaysia, Malaysia
A-0521	Development of a Preemptive Prediction System for Intradialytic Hypotension Using Sensor Fusion-Based Quantitative Analysis of Vascular Access Physical Indicators	Byeonghwa Bak Inje University Haeundae Paik Hospital, Korea
A-0525	Development of a Hip Fracture Risk Prediction Model in Korean Maintenance Hemodialysis Patients: A Nationwide Cohort Study	Sua Lee Kangnam Sacred Heart Hospital, Korea
A-0526	Comparative Effectiveness of RAAS Inhibitors and Beta-Blockers on Cardiovascular Outcomes and Survival in Hemodialysis Patients: A Nationwide Cohort Study	Hye Kwan Lee Severance Hospital, Korea
A-0527	Real-Time Intradialytic Hypotension Prediction by Hemodialysis Patient Graph with Large Language Model Summaries	Sanghyuk Kwak Kwak Clinic, Korea
A-0528	Association of Hip Fracture with Mortality and Long-term Outcomes in Korean Patients Undergoing Maintenance Hemodialysis: A Nationwide Propensity Score-Matched Cohort Study	Sua Lee Kangnam Sacred Heart Hospital, Korea
A-0529	Clinical Outcomes Associated with Off-Label Use of Sacubitril/Valsartan in Patients with Heart Failure and End-Stage Kidney Disease: A Real-World Analysis	Ho Sik Shin Kosin University Gospel Hospital, Korea
A-0548	Convection Volume and Hemodiafilter Selection in Post-Dilution On-line Hemodiafiltration	Hiromi Hosoya Hashimoto Clinic, Japan
A-0549	Impact of Dialysate Flow Reduction on the Carbon Footprint of Hemodialysis	Yoshitaka Kurihara Hashimoto Clinic, Japan
A-0572	A Pragmatic In-Unit Protocol to Achieve Optimal Online Hemodiafiltration: A 2-Month Quality-Improvement Study	Dong Hoon Kang National Health Insurance Service Ilsan Hospital, Korea
A-0577	Inflammation-Driven Pro-Thrombotic State in Hemodialysis: The Functional Role of the VWF/ADAMTS13 Axis	Yoshinari Fujii Hokuriku University, Japan
A-0578	Correlation Between Creatinine-to-Albumin Ratio (CAR) and Lymphocyte-to-Monocyte Ratio (LMR) with Mortality in Hemodialysis Patients: An Unveiled Predictor	Mayubu Kartika RSUD Dr. Moewardi Surakarta, Indonesia
A-0582	Quality of Life and Psychological Impact among Dialysis Patients: A Comparative Study of Peritoneal Dialysis and Hemodialysis at a Tertiary Center in the Philippines	Jurie Terada Makati Medical Center, Philippines

Poster Exhibition List

E-POSTER		
ABSTRACT NO	TITLE	PRESENTING AUTHOR
A-0593	Association Between Blood Pressure and Clinical Outcomes in Patients Undergoing Maintenance Hemodialysis	Jong Won Park Yeungnam University Medical Center, Korea
A-0600	Effect of β -Blockers Treatment on Cancer Incidence and Survival in Patients Undergoing Maintenance Hemodialysis	Ki Baek Kim Yeungnam University Medical Center, Korea
A-0612	Effect of Body Mass Index on Clinical Outcomes Stratified by Age in Patients Undergoing Maintenance Hemodialysis	A Young Kim Yeungnam University Medical Center, Korea
A-0613	Removal of Large-Middle Molecules in Dialyzers Reused in Thailand, the Philippines, and Vietnam	Miku Saiura Department of Medical Engineering and Technology, Kitasato University School of Allied Health Sciences, Japan
A-0616	Age-Stratified Association Between Blood Pressure and Clinical Outcomes in Maintenance Hemodialysis Patients	Young Eun Park Yeungnam University Medical Center, Korea
A-0619	Effect of Statin Treatment on Cancer in Patients Undergoing Maintenance Hemodialysis	Kyu Hyang Cho Yeungnam University Medical Center, Korea
A-0621	The Protective Effect of Peritoneal Dialysate-derived Mesenchymal Stem Cells on Peritoneal Fibrosis by Inhibiting Oxidative Stress	Duk-Hee Kang Ewha Womans University Medical Center, Korea
A-0636	Comparison of Hemoglobin Variability Between Short- and Intermediate-Acting Erythropoiesis-Stimulating Agents	Da Eun Park Yeungnam University Medical Center, Korea
A-0648	Targeting Ligand-Independent MR Activation to Prevent Neointimal Hyperplasia in Hemodialysis Fistulas	Shina Lee Ewha Womans University Mokdong Hospital, Korea
A-0661	Determinants of Stress and Coping Strategies in Patients with End-Stage Renal Disease on Maintenance Hemodialysis in the Philippines	Patricia Camille Badion Makati Medical Center, Philippines
A-0688	Accuracy of Bioimpedance Analysis-Based Dry Weight and Its Association with Intradialytic Hypotension in Chronic Hemodialysis	Jeeyoung Kim Chung-Ang University Hospital, Korea
A-0694	Impact of Enlarged Hollow Fiber Inner Diameter on Serum Albumin Levels in Hemodiafiltration	Masayuki Kimura Harada Hospital, Ichiyokai Medical Corporation, Japan
A-0717	Body Metric-Adjusted Dialyzer Surface Area Improves 2-Microglobulin Reduction in High volume hemodiafiltration	Hana Choi Kyung Hee University Hospital at Gangdong, Korea
A-0805	Clinical Outcomes of Senior Patients with ESRD Initiated on Dialysis	Maria Felisa Eva Martin Makati Medical Center, Philippines
A-0809	Exploring the Effectiveness of Acute Incremental Peritoneal Dialysis Case Management on Cardiorenal Syndrome	Shan-Yu Hsu Shin Kong Hospital, Taiwan

E-POSTER		
ABSTRACT NO	TITLE	PRESENTING AUTHOR
A-0845	Risk Factors for Cardiovascular Death in Urgent-Start Peritoneal Dialysis Patients: A Multicenter Retrospective Cohort Study	Lingfei Meng Jilin University, China
A-0848	Development and Validation of a Prediction Model for the Cure of Peritoneal Dialysis-Associated Peritonitis: A Multicenter Observational Study	Lingfei Meng Jilin University, China
A-0850	Comparison of Clinical Features and Outcomes in Peritoneal Dialysis-Associated Peritonitis Patients with and without Diabetes: A Multicenter Retrospective Cohort Study	Lingfei Meng Jilin University, China
A-0872	Short-term Effects of Semaglutide on Body Weight and Interdialytic Weight Gain in Obese Patients with End-Stage Renal Disease Undergoing Hemodialysis: Two Case Reports	Hui Jeong Kim Chungbuk National University Hospital, Korea
A-0873	Lipid Profiles and Early Outcomes of Arteriovenous Access in Hemodialysis Patients	Ji Eun Kim Korea University Guro Hospital, Korea
A-0929	Assessment of Anemia in Hemodialysis Patients with Hyperparathyroidism	Amarjargal Eldev-Ochir UB Hospital, Ulaanbaatar, Mongolia
A-0930	Predicting Clinical Outcomes in ESKD Patients: A Transformer-Based Survival Analysis Approach	Sangwook Kim Kyungpook National University Hospital, Korea
A-0971	In Vivo Evidence of p-Cresyl Sulfate-Induced Neointimal Hyperplasia in a Murine Model	Shina Lee Ewha Womans University Mokdong Hospital, Korea
A-1010	Peri-dialytic Cystatin C Measurement Using Low-Flux Membranes to Estimate Residual Kidney Function in Incident Hemodialysis	Ji Won Lee Konyang University Hospital, Korea
A-1029	Plasma Matrix Metalloproteinase-2 and Lower Depressive Symptoms in Patients Undergoing Hemodialysis	Dong-Young Lee VHS Medical Center, Korea
A-1032	High Frequency of Peritonitis was Associated with Abnormal Peritoneal Membrane Function among PD Patients	Otgontsooj Gan-Ochir Medvic Dialysis Center, Mongolia

Poster Exhibition List

Fluid, Electrolyte and Acid-base Disorder

PANEL POSTER

BOARD NO	ABSTRACT NO	TITLE	PRESENTING AUTHOR
P-21	A-0296	Prevalence of Hyperkalemia in Chronic Kidney Disease Patients: A Multicenter Study Based on Real-World Data	Sugeun Kim Seoul National University Bundang Hospital, Korea
P-22	A-0398	Aldosterone-Regulated miR-466-669 Family Controls Cellular Remodeling and Cell Cycle Networks in the Distal Nephron	Euijung Park School of Medicine, Kyungpook National University, Korea
P-23	A-0325	Heavy Alcohol Consumption on the Prevalence and Prognostic Significance of Hyponatremia	Tae Won Lee Gyeongsang National University Changwon Hospital, Korea

E-POSTER

ABSTRACT NO	TITLE	PRESENTING AUTHOR
A-0076	Acute Necrotizing Esophagitis Associated with Extremely Severe Metabolic Acidosis Due to Alcoholic Ketoacidosis: A Case Report	Ju Hwan Oh Presbyterian Medical Center, Korea
A-0163	Acute Hyponatremic Encephalopathy in a Healthy Young Man Following Bowel Preparation	Seung Hee Jeong Presbyterian Medical Center, Korea
A-0338	Clinical Significance of Masked Hypernatremia in Acute Kidney Injury Patients Requiring CRRT: Multicenter Retrospective Study	Eun Jin Bae Gyeongsang National University Changwon Hospital, Korea
A-0523	Standardization of Optimal Serum Calcium Levels to Prevent Vascular Calcification in CKD Patients	Byeonghwa Bak Inje University Haeundae Paik Hospital, Korea
A-0595	Treatment Pattern in Chronic Kidney Disease Patients with Hyperkalemia: A Multicenter Real-World Retrospective Study	Su Hyun Song Chonnam National University Hospital, Korea
A-0606	Fahr's Syndrome Caused by Hypocalcemia: A Case Report	A Young Kim Yeungnam University Medical Center, Korea
A-0657	Serum Magnesium and Outcomes in Acute Heart Failure: Evidence of a U-Shaped Association with Mortality	Wankawee Jeerangsapasuk Faculty of Medicine, Thammasat University Hospital, Pathum Thani, Thailand
A-0716	Efficacy And Safety of Sodium Zirconium Cyclosilicate In Hyperkalemia: A Subgroup Analysis In The Korean Population From The HARMONIZE Global Study	Sung Gyun Kim Hallym University Sacred Heart Hospital, Korea
A-0810	A Rare Case of Acquired Bartter-Like Tubulopathy in Systemic Lupus Erythematosus with Secondary Sjogren Syndrome	Nathaniel Reyes Makati Medical Center, Philippines

E-POSTER		
ABSTRACT NO	TITLE	PRESENTING AUTHOR
A-0986	Hypnatremia in CRRT: Multicenter Analysis of Prevalence and Institutional Outcome Variation in Korea	Yoonho Kim Samsung Medical Center, Korea
A-0996	Rainwater Dependence Low-Solute Intake and Recurrent Symptomatic Hyponatremia in Advanced Kidney Disease on Remote Islands Through Urine Osmolality Instability Free Water Clearance Failure and Monsoon Storage Variability	Nadeem Alam Department of Islamic Ethics, Dona Institute for Graduate Studies, Doha, Qatar
A-1004	Prevalence and Overcorrection of Hyponatremia during Continuous Kidney Replacement Therapy: A Multi-Center Analysis	Hojin Jeon Samsung Medical Center, Korea

Poster Exhibition List

Glomerular and Tubulointerstitial Disorders

PANEL POSTER

BOARD NO	ABSTRACT NO	TITLE	PRESENTING AUTHOR
P-24	A-0891	Large-Scale OLINK Blood Proteomic Profiling Identifies Novel Prognostic Biomarkers for Disease Progression in IgA Nephropathy	Minsang Kim Seoul National University Hospital, Korea
P-25	A-0609	Plasma Proteomic Profiling of Minimal Change Disease Reveals Immune Signatures with Impaired Mer-Associated Efferocytosis	Jung Hun Koh Seoul National University Hospital, Korea



E-POSTER

ABSTRACT NO	TITLE	PRESENTING AUTHOR
A-0133	Protective Effects of Selective Sirt6 Activator, MDL-811, on Murine Lupus Nephritis Model	Kyung Pyo Kang Chonbuk National University Hospital, Korea
A-0153	Early Serologic Response but Irreversible Renal Failure in Advanced PLA2R-Positive Membranous Nephropathy: Implications for Biopsy Timing	Heewon Park Chungnam National University Sejong Hospital, Korea
A-0222	Primary Membranous Nephropathy Is a Disease That Is Studied Based on Pathological Biopsy Analysis	Khaliun Boldbaatar Kidney Center, The First Central Hospital of Mongolia, Mongolia
A-0240	Diagnosis of Glomerulonephritis Based on Quantitative Morphological Features Extracted from Serum or Urine Protein Electrophoresis Curves	Jae Won Yang Wonju Severance Christian Hospital, Korea
A-0251	Early Complete Remission and Successful Corticosteroid Withdrawal Using Voclosporin Following the AURORA Protocol in Lupus Nephritis	Shinji Lee Osaka Medical and Pharmaceutical University, Japan
A-0288	Disappearance of Proteinuria Is Not a Surrogate Marker of Improvement in IgA Nephropathy	Sung Min Jung Dr. Cho's Kidney Center, Korea
A-0289	Clinicopathological Profile of Native Kidney Biopsies at a Tertiary Referral Center in Indonesia: A Five-Year Retrospective Study	Muh. Dina Tursina Chekmat Subspecialty Program in Nephrology and Hypertension, Faculty of Medicine, Universitas Diponegoro; Dr. Kariadi General Hospital, Indonesia
A-0291	Blood in the Sediment, Severity on the Slide: Urine Erythrocyte Burden Predicts ISN/RPS Class in Biopsy-Proven Lupus Nephritis from an Indonesian Tertiary Center	Alif Adlan Zulizar Subspecialty Program in Nephrology and Hypertension Division, Department of Internal Medicine, Faculty of Medicine, Universitas Diponegoro; Dr. Kariadi General Hospital, Indonesia

E-POSTER		
ABSTRACT NO	TITLE	PRESENTING AUTHOR
A-0333	Concurrent Anti Glomerular Basement Membrane Disease And Immunoglobulin Nephropathy: A Retrospective Study from A Tertiary Care Centre In India	Leelavathi Venkatesh Institute of Nephrourology, Victoria Hospital Campus, India
A-0357	Neutrophil-to-Albumin Ratio as an Immunonutritional Predictor of Lupus Nephritis in Systemic Lupus Erythematosus Across Non-Nephritis, WHO-Classified, and Biopsy-Proven Groups	I Wayan Rendi Awendika Sebelas Maret University, Indonesia
A-0404	Complement-Mediated Thrombotic Microangiopathy Presenting with Dialysis-Dependent Acute Kidney Injury and Multiorgan Ischemia After Hematopoietic Stem Cell Transplantation	Hyejin Jeon Gyeongsang National University Hospital, Korea
A-0411	Carbon Quantum Dot Mediated DNA Scavenging of Cytosolic DNA Suppresses cGAS-STING Signaling in Lupus Nephritis	Geonwoo Baek Seoul National University College of Medicine, Korea
A-0430	Efficacy and Safety of Avacopan in Antineutrophil Cytoplasmic Autoantibody-Associated Glomerulonephritis: Multicenter Cohort Study in Korea	Sungmi Kim The Catholic University of Korea Eunpyeong St. Mary's Hospital, Korea
A-0431	Refractory FSGS Associated with CRB2 Mutation	Seung Hyun Han Inje University Ilsan Paik Hospital, Korea
A-0440	Initial Effect of SGLT2 Inhibitors on Kidney Function in Patients with IgA Nephropathy	Jae Young Kim National Health Insurance Service Ilsan Hospital, Korea
A-0507	Preservation of Humoral Immunity and Response to Vaccination and Infection in Felzartamab-Treated Patients with IgA Nephropathy: Data From the Phase 2 IGNAZ Study	Whanhui Chi Biogen Inc., Korea
A-0508	PROMINENT: An Open-Label, Randomized Phase 3 Trial of Felzartamab in Primary Membranous Nephropathy	Whanhui Chi Biogen Inc., Korea
A-0509	PREVAIL: A Phase 3 Trial of Felzartamab in Adults with IgA Nephropathy	Whanhui Chi Biogen Inc., Korea
A-0514	B-Cells in Immune Mediated Glomerular Diseases	Leuna Sen Columbia University Irving Medical Center, USA
A-0519	Marked Renal C3 Deposition Defines a Distinct Clinicopathologic Phenotype in ANCA-Associated Glomerulonephritis	Seo Rin Kim Pusan National University Yangsan Hospital, Korea
A-0520	Diagnostic Equivalence of Low-Voltage Electron Microscopy and High-voltage Transmission Electron Microscopy in Renal Pathology: Implications for Global Accessibility in Low-Resource Settings	Beom Jin Lim Yonsei University College of Medicine, Korea

Poster Exhibition List

E-POSTER		
ABSTRACT NO	TITLE	PRESENTING AUTHOR
A-0628	Machine Learning Based Urinary Metabolome Profiling to Differentiate Primary Glomerular Diseases	Seung Hyun Han Inje University Ilsan Paik Hospital, Korea
A-0635	Spatially Resolved Transcriptomic Profiling of Mesangial Regions Reveals Autophagy Suppression in IgA Nephropathy	Seung Hyun Han Inje University Ilsan Paik Hospital, Korea
A-0676	Spatial Transcriptomic Profiling Reveals Molecular Signatures of Endocapillary Hypercellularity in IgA Nephropathy	Jin Sug Kim Kyung Hee University Medical Center, Korea
A-0896	Histopathologic Correlates and Treatment Outcomes in Elderly Patients with Glomerulonephritis: A Competing Risk Analysis	Seyoung Ryou Incheon St. Mary's Hospital, The Catholic University of Korea, Korea
A-0917	Serum Lipidomic Profiles for Distinguishing Primary Focal Segmental Glomerulosclerosis from Minimal Change Disease in Patients with Nephrotic Syndrome	Dazhong Li Seoul National University Boramae Medical Center, Korea
A-0944	Post-Infectious Glomerular Disease After Climate-Driven Sanitation Failures in Flood-Prone Settlements with C3 Depletion Hematuria Burden and Streptococcal Skin Infection Pressure as Renal Triage Signals	Nadeem Alam Department of Islamic Ethics, Dona Institute for Graduate Studies, Doha, Qatar
A-1019	PLA2R-Negative Membranous Glomerulonephritis Preceding IgG4-Related Disease in a Diabetic Patient: A Case Report	Hyeongwan Kim Chonbuk National University Hospital, Korea

Hypertensive Kidney Disease + Vascular Biology in CKD

PANEL POSTER

BOARD NO	ABSTRACT NO	TITLE	PRESENTING AUTHOR
P-26	A-0919	Proteome-wide Association Study Identifies Plasma Protein Signatures for Incident Acute Myocardial Infarction Across eGFR Strata in the UK Biobank	Yongwoo Lee Chungnam National University Hospital, Korea






E-POSTER

ABSTRACT NO	TITLE	PRESENTING AUTHOR
A-0014	Clinicodemographic Profile And Risk Factors of Heart Failure Among Chronic Kidney Disease Patients on Maintenance Hemodialysis In A Secondary Hospital Hemodialysis Unit In Tacloban City	Michael Jan Parone Dona Remedios Trinidad Romualdez Educational Foundation Hospital, Philippines
A-0028	Efficacy and Safety of Aldosterone Synthase Inhibitors in Uncontrolled Hypertension: A Systematic Review and Network Meta-Analysis of Randomized Controlled Trials	Noha Hammad Faculty of Medicine, Port Said University, Port Said, Egypt
A-0059	Impact of Hypertensive Kidney Disease on Vascular Complications in Chronic Kidney Disease: A Multicentric Nationwide Cohort Study	Sajjad Ahmed Khan Birat Medical College Teaching Hospital, Morang, Nepal
A-0292	Hypertension and Prolonged Screen Time: A Systematic Literature Review	Diajeng Salsabila Kanae Platinum Diagnostic Clinic and Laboratory, Indonesia
A-0355	Sex-Specific Blood Pressure Responses to RAAS Inhibitors versus Non-RAAS Antihypertensives: A Systematic Review and Meta-Analysis	Muhammad Farid Rakhman Dr. H. Abdul Moeloek Hospital, Lampung, Indonesia
A-0417	Renal Artery Calcification Is Associated with Accelerated Kidney Function Decline and Adverse Kidney Outcomes in Older Adults	Hyung Eun Son Chung-Ang University Gwangmyeong Hospital, Korea
A-0419	Renal Artery Calcification and Long-Term All-Cause and Cardiovascular Mortality in Older Adults	Hyung Eun Son Chung-Ang University Gwangmyeong Hospital, Korea
A-0624	Association of Physician Counseling and Patient-Reported Physical Activities with Blood Pressure in Patients without Chronic Kidney Disease	Seonghyeon Kim University of California Irvine School of Medicine, USA
A-0690	Insidious Aortorenal Occlusion in Antiphospholipid Syndrome: A Rare Presentation of Established Chronic Kidney Disease with Extensive Collateralization	Byung Goo Kang Dankook University Hospital, Korea

Poster Exhibition List

Interventional Nephrology



PANEL POSTER			
BOARD NO	ABSTRACT NO	TITLE	PRESENTING AUTHOR
P-30	A-0729	Forearm vs Upper-Arm Arteriovenous Fistula Maturation in Older Adults: Findings From the PRIVA Registry	Hyung Duk Kim The Catholic University of Korea Eunpyeong St. Mary's Hospital, Korea 
P-31	A-0638	Patency Outcomes of Bare-Metal Stents and Stent Grafts for Lesions Requiring Stent Placement in Hemodialysis Vascular Access	Seokjin Hwang The Catholic University of Korea Seoul St. Mary's Hospital, Korea 
P-32	A-0401	Patency and Survival of Forearm versus Upper Arm Arteriovenous Fistula in Elderly Hemodialysis Patients	Chang Min Park The Catholic University of Korea Uijeongbu St. Mary's Hospital, Korea 
P-33	A-0256	Surgical Revision of Arteriovenous Access by a Single Interventional Nephrologist: A One-Year Retrospective Single-Center Study	Sangeon Gwoo Lifeline Clinic, Korea
P-34	A-0063	Pharmacomechanical Thrombectomy versus Catheter-Directed Thrombolysis for Thrombosed Arteriovenous Dialysis Access: A TriNetX-database Analysis	Sajjad Ahmed Khan Birat Medical College Teaching Hospital, Morang, Nepal
P-35	A-0267	Integrating Multi-Organ Ultrasound Assessment Into Preoperative Planning for Arteriovenous Fistula Creation	Eun Jung Kim Dongtan Sacred Heart Hospital, Korea

E-POSTER		
ABSTRACT NO	TITLE	PRESENTING AUTHOR
A-0181	A Case of New-Onset Stenotic Lesion After Using Drug-Coated Ballooning for Vascular Access Recurrent Stenosis	Jin Ho Lee LEESIN Hemodialysis and Intervention Clinic, Korea
A-0260	Central Venous Angioplasty Across a Cardiac Defibrillator Lead in a Hemodialysis Patient with Ipsilateral Arm Swelling	Soh Yeon Kim Kangnam Sacred Heart Hospital, Korea
A-0283	Subclavian Steal Syndrome Presenting as Neurological Symptoms and Access Dysfunction in a Hemodialysis Patient: A Case Report	Sangeon Gwoo Lifeline Clinic, Korea
A-0459	Peritoneal Dialysis Catheter-Related Rare Complication: Vesico-Peritoneal Fistula	Munkhjavkhlan Dorjsuren Munguun Hospital, Mongolia
A-0649	Imaging and Patient Satisfaction in Nephrology: Exploring the Relationship between Doppler AVF Performance and Patient-Reported Outcomes	Danish Selvaraj Dhanapal Christian Medical College Vellore, India

E-POSTER		
ABSTRACT NO	TITLE	PRESENTING AUTHOR
A-0680	Iatrogenic Pseudoaneurysm of the Left Brachiocephalic Vein During Permanent Catheter Insertion	Eun Jung Kim Dongtan Sacred Heart Hospital, Korea
A-0792	Preventing Dialysis Access Thrombosis Caused By Limb Restraint In Hemodialysis Patients with Forearm Arteriovenous Access	Hyung Seok Lee Hallym University Sacred Heart Hospital, Korea
A-0946	Portable Ultrasound Navigation for Thrombosed Access in Resource-Limited Settings Using Residual Flow Channel Depth Outflow Stenosis Length and Cannulation Window Geometry in a Pragmatic Comparative Effectiveness Study	Nadeem Alam Department of Islamic Ethics, Dona Institute for Graduate Studies, Doha, Qatar

Poster Exhibition List

Non-dialysis CKD

PANEL POSTER			
BOARD NO	ABSTRACT NO	TITLE	PRESENTING AUTHOR
P-36	A-0674	Cardiovascular Health Profile and Long-Term Risk of End-Stage Kidney Disease: A Nationwide Population-Based Study	Namju Heo Seoul National University Hospital, Korea
P-37	A-0634	Long-Term Effects of Ambient PM2.5 on Cardiovascular and Kidney Outcomes in a Nationwide Cohort of Over Two Million	Seung Hyun Han Inje University Ilsan Paik Hospital, Korea 
P-38	A-0125	Proteomic and Metabolomic Mediators of Visceral Adiposity-Associated Chronic Kidney Disease: A Large-Scale Prospective Cohort Study	Hyo Jeong Kim National Health Insurance Service Ilsan Hospital, Korea 
P-39	A-0379	Extreme Heat Exposure and All-Cause Mortality in Chronic Kidney Disease: A Nationwide Time-Stratified Case-Crossover Study of More Than One Million Patients	Jin Kyung Kwon Keimyung University Dongsan Medical Center, Korea
P-40	A-0201	Blood Pressure and Cardiovascular Events in Advanced Chronic Kidney Disease: Findings from the Chronic Renal Insufficiency Cohort and KoreaN Cohort Study for Outcome in Patients with Chronic Kidney Disease Studies	Cheol Ho Park Severance Hospital, Korea
P-41	A-0415	Longitudinal Impact of Serum Chloride-to-Sodium Ratio on the Risks of eGFR Decline and Mortality in CKD Patients with the Pre-HFpEF Phenotype: Application of the Parametric G-Formula	Ara Ko Seoul National University Hospital, Korea
P-42	A-0625	Combined Association of Serum Uric Acid and High-Sensitivity C-Reactive Protein with Chronic Kidney Disease Prevalence: A Nationwide Population-Based Study	Hyunglae Kim The Catholic University of Korea St. Vincent's Hospital, Korea
P-43	A-0226	Chronic Kidney Disease and Cognitive Decline across Major Neurological Disorders: A Nationwide Longitudinal Study using the Long-Term Care Insurance Database	Hyo Jin Kim Korea University Guro Hospital, Korea
P-44	A-0305	Income Persistence and Risk of Cardio-Cerebrovascular Disease and Mortality in Working-Age Adults with Chronic Kidney Disease: A Nationwide Cohort Study	Sehyun Jung Gyeongsang National University Hospital, Korea
P-45	A-0393	Sarcopenia is Independently Associated with Hyporesponsiveness to Erythropoietin-Stimulating Agents in Patients with Pre-Dialysis Chronic Kidney Disease	Il Young Kim Pusan National University Yangsan Hospital, Korea

PANEL POSTER

BOARD NO	ABSTRACT NO	TITLE	PRESENTING AUTHOR
P-46	A-0402	Life's Essential 8 Defined Cardiovascular Health and Chronic Kidney Disease in the Korean Population	Jaeyun Lee The Catholic University of Korea St. Vincent's Hospital, Korea
P-47	A-0766	Adverse Outcomes After Surgeries in Patients with Chronic Kidney Disease: A Multicenter Clinical Study	Chien-Chang Liao Taipei Medical University Hospital, Taiwan

E-POSTER

ABSTRACT NO	TITLE	PRESENTING AUTHOR
A-0095	Differential Prognostic Roles of Red Cell Distribution Width and Neutrophil-to-Lymphocyte Ratio for Dialysis Initiation and Mortality in Non-Dialysis Chronic Kidney Disease	Yunkyeong Hwang The Catholic University of Korea Daejeon St. Mary's Hospital, Korea
A-0140	Gender Disparities in Chronic Kidney Disease Burden across Southeast Asia: A Global Burden of Disease 2003–2023 Analysis	Nidhi Yadav ABVIMS and Dr. RML Hospital, India
A-0188	Long-Term Effects of Finerenone on Inflammation and Muscle Function in Patients with Chronic Kidney Disease: A 12-Month Prospective Study	Heeryong Lee LEESIN Hemodialysis and Intervention Clinic, Korea
A-0202	Clinical Profile, Microbiological Characteristics, and Antimicrobial Susceptibility of Urinary Tract Infections Among Hospitalized Patients at Dr. Hasan Sadikin General Hospital, Bandung, Indonesia (2022-2024)	Indraji Dwi Mulyawan Universitas Padjadjaran; Dr. Hasan Sadikin General Hospital, Bandung, Indonesia
A-0217	Albuminuria and Cardiovascular Diseases	Hee Byung Koh Severance Hospital, Korea
A-0262	Relationship Between Renal Biomarkers and Bleeding Risk in Chronic Kidney Disease and Atrial Fibrillation	Ranokhon Igamberdieva Tashkent State Medical University, Uzbekistan
A-0266	Anticoagulant Therapy for Chronic Kidney Disease and Atrial Fibrillation with a High Risk of Thromboembolic Complications	Ranokhon Igamberdieva Tashkent State Medical University, Uzbekistan
A-0298	The Protective and Synergistic Effect of Healthy Behaviors on the Progression of Coronary Artery Calcification: From the KNOW-CKD Study	Yujung Kim Kangbuk Samsung Medical Center, Korea
A-0349	Safety of Long-term Calcium Polystyrene Sulfonate Therapy in Hyperkalemic Patients with Chronic Kidney Disease: A Multicenter Real-World Retrospective Study	Na Do-Hyun Incheon St. Mary's Hospital, The Catholic University of Korea, Korea
A-0363	Machine Learning-Based Model for Quantifying the Environmental Burden of Chronic Kidney Disease in Indonesia	Jeddah Yanti Gadjah Mada University, Indonesia

Poster Exhibition List

E-POSTER		
ABSTRACT NO	TITLE	PRESENTING AUTHOR
A-0371	Reclassification of Chronic Kidney Disease Stage Using Cystatin CBased eGFR in a Mongolian Screening Population	Anujin Surenjav Department of Internal Medicine, Northern Cancer Center Hospital, Mongolia
A-0406	Impact of Dietary Selenium on All-Cause Mortality According to the Baseline Kidney Function	Jeongpil Hwang Keimyung University Dongsan Medical Center, Korea
A-0453	Spherical Adsorptive Carbon Use and Risks of Dialysis Initiation and Mortality in Advanced Chronic Kidney Disease: A Real-world Cohort Study	Hyo Jin Kim Korea University Guro Hospital, Korea
A-0466	The Silent Threat: Nocturnal Systolic Blood Pressure and Cardiorenal Risk in Chronic Kidney Disease	Shaoqing Wei Peking University First Hospital, China
A-0473	Associations of Longitudinal Changes in Body Mass Index with Clinical Outcomes in Chronic Kidney Disease	Jeong-Yeun Lee Kyung Hee University Medical Center, Korea
A-0486	Hyperuricemia and Chronic Kidney Disease: A Translational Systematic Review Linking Epidemiological Risk and the Renoprotective Potential of Orthosiphon aristatus	Nazla Fahnaz Aufar Islamic University of Indonesia, Indonesia
A-0502	Association of Serum Albumin with Chronic Kidney Disease Stage in Elderly Population: Analyses of the 2017-2020 National Health and Nutrition Examination Survey	Thanasin Chalermchat Faculty of Medicine Siriraj Hospital, Mahidol University, Thailand
A-0516	Study of Bacterial Profile and Antimicrobial Susceptibility Pattern of Urinary Tract Infection in the Third State Central Hospital	Sarangerel Garamjav The Third Central Hospital, Mongolia
A-0536	Association between Blood Pressure and Risks of Clinical Outcomes in Older Adults with Chronic Kidney Disease	Haekyung Lee Soonchunhyang University Seoul Hospital, Korea
A-0543	Chronic Kidney Disease-Mineral Bone Disorder in South East Asia: A Narrative Review	Genquen Philip Carado University of the Philippines, Philippine General Hospital
A-0544	Serum Sodium Level Within Normal Range and Risk of Clinical Outcomes in Older Adults with Chronic Kidney Disease	Hyounghae Kim Soonchunhyang University Seoul Hospital, Korea
A-0560	Performance of the Predicting Risk of Cardiovascular Disease Events (PREVENT) Equation for Cardiovascular Risk Prediction in Chronic Kidney Disease: A Nationwide Cohort Study	Soo-Young Yoon Kyung Hee University Medical Center, Korea
A-0573	Long-term Impact of Regular Intravenous Nutrient Therapy (Fursultiamine, Placental Extract, Glutathione, and Glycyrrhizin) on Renal Function and Nutritional Status: A 1-Year Retrospective Study Including a CKD Subgroup	Heeryong Lee LEESIN Hemodialysis and Intervention Clinic, Korea

E-POSTER		
ABSTRACT NO	TITLE	PRESENTING AUTHOR
A-0594	Associations of Apolipoprotein ApoA and the ApoB/ApoA Ratio with the Risk of Chronic Kidney Disease	Omi Na Severance Hospital, Korea
A-0622	Association between Uric Acid Level and Adverse Cardiovascular-Kidney Outcomes in Patients with Chronic Kidney Disease: Findings from KNOW-CKD Study	Injae Hwang Severance Hospital, Korea
A-0643	Clinical Characteristics and Long-term Renal Outcomes of Cystinuria in Korean Patients: A 30-year Single-center Experience	Jeong Yeon Kim Samsung Medical Center, Korea
A-0652	Nutcracker Syndrome Presenting as Chronic Isolated Microscopic Hematuria in an 18-Year-Old Male: The Value of Stepwise Vascular Imaging to Avoid Renal Biopsy	Hae Ri Kim Chungnam National University Sejong Hospital, Korea
A-0653	Rapid Kidney Function Decline Predicts Mortality in Compensated Cirrhosis: A Longitudinal Cohort Study	Wankawee Jeerangsapasuk Faculty of Medicine, Thammasat University Hospital, Pathum Thani, Thailand
A-0682	Discontinuation of Chronic Kidney Disease Clinical Studies: A Cross-Sectional Analysis	Yousef Radwan Alnomani Faculty of Medicine Benha University, Egypt
A-0753	Hemoglobin Decline Across Chronic Kidney Disease Severity Prior To Dialysis Initiation: A Hospital-Based Study From Indonesia	Jenny Khayla Zahirani Sebelas Maret University, Indonesia
A-0790	Long-term Fenofibrate Use and Risk of Renal Function Decline and ESRD in Patients with Chronic Kidney Disease Stages 3-4: A Multicenter Cohort Study	Sojung Youn The Catholic University of Korea Bucheon St. Mary's Hospital, Korea
A-0812	Renal Function in People Living with HIV Receiving TenofovirBased Antiretroviral Therapy: A CrossSectional Study from Indonesia	I Gusti Ngurah Agung Tresna Erawan Division of Nephrology and Hypertension, Department of Uro-Nephrology, Prof. I.G.N.G Ngoerah Hospital, Faculty of Medicine, Udayana University, Bali, Indonesia
A-0823	Identifying Key Predictors of Cardiovascular Outcomes in CKD Patients	Seyoung Ryou Incheon St. Mary's Hospital, The Catholic University of Korea, Korea
A-0855	Iohexol Plasma Clearance Using Dried Blood Spot Versus Venous Blood Sampling For Measurement of Glomerular Filtration Rate	Ashok Kumar Yadav Postgraduate Institute of Medical Education and Research, Chandigarh, India
A-0865	Reliability, Validity, and Measurement Invariance of the PHQ-8 in Adults with Chronic Kidney Disease: Findings from Austrian Population-Based Surveys	Patrick Brzoska Witten/Herdecke University, Germany
A-0869	NLR, PLR, and ALC as Predictors of Mortality in Patients with CKD: An Unveiling and Novel Prognostic Insight	Ian Putra Romanda RSUD Moewardi, Indonesia

Poster Exhibition List

E-POSTER		
ABSTRACT NO	TITLE	PRESENTING AUTHOR
A-0887	Identification of Mineral Metabolism Phenotypes Using Multiple Trajectory Modeling and Their Association with Kidney Outcomes: Findings from the KNOW-CKD Cohort	Semin Cho Chung-Ang University Gwangmyeong Hospital, Korea
A-0895	Association Between eGFR Variability and Clinical Outcomes in Patients with Diabetic Kidney Disease	Seyoung Ryou Incheon St. Mary's Hospital, The Catholic University of Korea, Korea
A-0921	Impact of Chronic Kidney Disease on Contrast-Induced Nephropathy, Bleeding, and Long-Term Outcomes After Rotational Atherectomy : A Multicenter Retrospective Study	Jaeyun Lee The Catholic University of Korea St. Vincent's Hospital, Korea
A-0998	A Case of Sjögren's Syndrome-associated Fanconi Syndrome Presenting with Hypokalemic Cardiac Arrest and Complicated by Osmotic Demyelination Syndrome	Hye Jun Lee Wonkwang University School of Medicine & Hospital, Korea
A-1001	A Novel Prediction Model for Kidney Failure in Korean Patients with Chronic Kidney Disease	Minsang Kim Seoul National University Hospital, Korea

Pediatric Nephrology + Inherited Kidney Disease

PANEL POSTER			
BOARD NO	ABSTRACT NO	TITLE	PRESENTING AUTHOR

P-48	A-0948	Establishing a Clinician-Optimized Genetic Panel for Unknown CKD Etiology: Resolving Inter-Institutional Heterogeneity Through Expert Nephrologist Review	Eunjeong Kang Seoul National University Hospital, Korea
------	--------	---	--

E-POSTER		
ABSTRACT NO	TITLE	PRESENTING AUTHOR

A-0024	Machine Learning Based Early Risk Stratification in Pediatric Nephrotic Syndrome: A Comprehensive Review	Praveen Ram Elango A.C.S Medical College and Hospital, India
A-0038	Studying the Effects of Rituximab Treatment in Pediatric Steroid-Dependent Nephrotic Syndrome in Mongolia	Zolzaya Gantumur National Center for Maternal and Child Health Mongolia
A-0060	Long-Term Renal and Cardiovascular Outcomes in Children with Congenital Anomalies of the Kidney and Urinary Tract (CAKUT): A Real-World Cohort Study	Sajjad Ahmed Khan Birat Medical College Teaching Hospital, Morang, Nepal
A-0147	Patterns of Kidney Involvement after Corticosteroid Treatment for Extrarenal Symptoms in Pediatric Henoch-Schönlein Purpura	Jiwon Jung Asan Medical Center, Korea
A-0212	Branchio-Oto-Renal Syndrome	Se Jin Park Hanyang University Changwon Hanmaeum Hospital, Korea
A-0258	Clinical and Radiologic Features of COL4A-related Polycystic Kidney Disease	Hyosung Kim Hallym University College of Medicine, Chuncheon, Korea
A-0353	Clinical Predictors of Urological Intervention in Children with a First Febrile Urinary Tract Infection	Jin-Soon Suh The Catholic University of Korea Bucheon St. Mary's Hospital, Korea
A-0369	Effectiveness of an Electronic Data Processing System in Diagnosing Hypertension in Children and Adolescents	Tananya Lokanuwatsatien Thammasat University Hospital, Faculty of Medicine, Thammasat University, Thailand
A-0378	Real-World Evidence of Tolvaptan in Korean Patients with Autosomal Dominant Polycystic Kidney Disease	Semin Cho Chung-Ang University Gwangmyeong Hospital, Korea
A-0384	From Biomarker to Modifiable Risk Factor? A Bibliometric Analysis of Hyperuricemia in Pediatric Chronic Kidney Disease	Adinda Paramitha Sukma Damayanti Wangaya Regional General Hospital, Indonesia

Poster Exhibition List

E-POSTER		
ABSTRACT NO	TITLE	PRESENTING AUTHOR
A-0390	Discordance Between Mayo Imaging Classification and Actual eGFR Decline in Autosomal Dominant Polycystic Kidney Disease	Seungyeup Han Keimyung University Dongsan Medical Center, Korea
A-0484	From Nephrolithiasis to Systemic Oxalosis: the First Genetically Confirmed Case of Primary Hyperoxaluria Type 1 in Kazakhstan	Merey Zhagalova University Medical Center, Kazakhstan
A-0571	Clinical Course of Contralateral Kidney in Unilateral Multicystic Dysplastic Kidney: A Single-Center, Retrospective Study	Minji Park Kyungpook National University Hospital, Korea
A-0698	FollowME Fabry Pathfinders Registry: Cardiac and Renal Effectiveness in a Multi-National, Multi-Center Cohort of Patients on Migalastat Treatment for 5 Years	Haiyoung Jung Handok Inc., Korea
A-0736	Real-World Effectiveness of Migalastat Versus Enzyme Replacement Therapy in Previously Treatment-Naïve Patients with Fabry Disease: Analyses of Matched Populations From the Global followME Fabry Pathfinders Registry	Haiyoung Jung Handok Inc., Korea
A-0765	Functional Reclassification of a COL4A5 Splice-site Variant by Urine mRNA Analysis: Phenotypic Spectrum in Seven Unrelated Families	Jee Hyun Kim Seoul National University Hospital, Korea
A-0787	Clinical Relevance in Kidney Function, Diagnostics, Prognosis, Disease Severity, and Normative Studies of Imaging-Based Kidney Volume Measurement in Children: A Systematic Review	Hibatul Wafiah Fahrudin Sebelas Maret University, Indonesia
A-0817	Pediatric Wilsons Disease: diagnostic pitfalls	Dina Sallam Faculty of Medicine, Ain Shams University, Cairo, Egypt
A-0821	Thyroid and Parathyroid Function in Pediatric CKD	Dina Sallam Faculty of Medicine, Ain Shams University, Cairo, Egypt
A-0983	A Stone Cold Diagnosis: A Rare Claudinopathy Hiding Behind Common Nephrolithiasis Requiring Renal Transplant in a Child	Punithavathi Krishnamoorthi Department of Paediatrics, Mehta Multispeciality Hospitals Pvt. Ltd., India
A-0987	Clinical Spectrum of Pediatric Renal Stone Disease in Children Aged 1 Month to 18 Years in an Urban Referral Centre- A Descriptive Study from a Low & Middle Income Country	Karthigeyan Thiagarajan Department of Paediatrics, Mehta Multispeciality Hospitals Pvt. Ltd., India
A-0997	Prevalence of Predicted Pathogenic COL4A3-COL4A5 Variants in the Korean General Population	Ji Hyun Kim Seoul National University Bundang Hospital, Korea

Renal Conservative Care + Geriatric Nephrology + Sarcopenia

PANEL POSTER

BOARD NO	ABSTRACT NO	TITLE	PRESENTING AUTHOR
P-49	A-0320	Effects of Nursing Facility Residency on Mortality in Patients Initiating Hemodialysis: A Retrospective Cohort Study	Myeon Kyu Cho Chuncheon Sacred Heart Hospital, Korea

E-POSTER

ABSTRACT NO	TITLE	PRESENTING AUTHOR
A-0154	Association of Longitudinal Body Roundness Index Trajectories with Incident Chronic Kidney Disease in a Community-Based Korean Cohort	Heewon Park Chungnam National University Sejong Hospital, Korea
A-0160	Prognostic Value of the Albumin-to-Alkaline Phosphatase Ratio for All-Cause Mortality in Older Patients Initiating Hemodialysis: A Multicenter Cohort Study	Hwajin Park The Catholic University of Korea Daejeon St. Mary's Hospital, Korea
A-0185	Functional Decline Outpaces Muscle Loss with Aging in Maintenance Hemodialysis Patients	Geo Neul Park Soonchunhyang University Bucheon Hospital, Korea
A-0323	AI-Driven Gait Analysis Reveals Functional Mobility Improvement After an 8-Week Digital Health Intervention in Patients with Chronic Kidney Disease	Bo-Sook Lee Chuncheon Sacred Heart Hospital, Korea
A-0326	Acute Alterations in Gait Dynamics Before and After Hemodialysis Assessed Using Wearable IMU Sensors	Kyung-Hee Kwon Chuncheon Sacred Heart Hospital, Korea
A-0327	Interdialytic Interval Dependent Alterations in Gait Dynamics in Hemodialysis Patients Assessed Using Wearable IMU Sensors	Mi-Ji Jung Chuncheon Sacred Heart Hospital, Korea
A-0468	Longitudinal Association Between Bone Loss and Muscle Wasting in Hemodialysis Patients	Ho-Joong Yoon Hallym University Sacred Heart Hospital, Korea
A-0522	A Case Series on Gastrointestinal Injury Associated with Calcium Polystyrene Sulfonate and Sevelamer Administration in Patients with Renal Failure	Yunyong Kim Asan Medical Center, Korea
A-0681	Supporting Goal-Directed Dialysis Decisions Through Geriatric Assessment in Advanced CKD	Vidhya Nachammai National University Hospital, Singapore
A-0860	Sirtuin 3 Modulates Skeletal Muscle Proteomic Remodeling Under Chronic Kidney Disease	Min Jee Jo Korea University Guro Hospital, Korea
A-0898	Assessment of Frailty in Patients with Chronic Kidney Disease on Maintenance Hemodialysis	Shaurya Sisodia Institute of Medical Sciences, Banaras Hindu University, India
A-0906	Preserving the 'Second Life' of Muscle Mass Through Dietary Antioxidants in Chronic Kidney Disease: A Scoping Review	Jean Salwa Imanami Islamic University of Indonesia, Indonesia

Poster Exhibition List

Renal Nutrition

PANEL POSTER			
BOARD NO	ABSTRACT NO	TITLE	PRESENTING AUTHOR
P-50	A-0413	Temporal Trend in Nutrient Intake Among Chronic Kidney Disease Patients from the KNHANES	Chanyoung Chung Chung-Ang University Hospital, Korea

E-POSTER		
ABSTRACT NO	TITLE	PRESENTING AUTHOR
A-0101	The Impact of Low-Protein Diet on Residual Renal Function in Dialysis Patients: A Systematic Review and Meta-Analysis	Ahmed Elsayed Ministry of Health, Egypt
A-0120	Validity of a Self-Dietary Assessment Nutrition Application (Nutrirodcal) for Estimating Protein Intake in Patients with Chronic Kidney Disease	Chantisa Arayangkoon Rajavithi Hospital, College of Medicine, Rangsit University, Thailand
A-0146	Impact of Renal Function on Erythrocyte Membrane Fatty Acid Composition and Metabolic Enzyme Activities: A Retrospective Pooled Analysis	Jin Kyeong Kim Dong-A University Hospital, Korea
A-0174	Novel Gold Nanoparticle-Based Colorimetric Biosensor for Sensitive Detection of Creatinine: A Potential Tool for Early Diagnosis of Chronic Kidney Disease	Girish Deokar Parul University, India
A-0211	Adjustment of Dietary Protein Intake and Chrononutrition as a Kidney Diseases Preventive Strategy	Kinanthi Pratiwi Safitriani Boyalali Islamic Hospital, Indonesia
A-0280	Dietary Sodium Intake and Chronic Kidney Disease (CKD) in Asian Populations: A Scoping Review	Fani Cahya Wahyuni Universitas PGRI Yogyakarta, Indonesia
A-0304	Antioxidant Effects of Kepel Fruit (Stelechocarpus burahol) For Future Perspective of Chronic Kidney Disease Diet: A Systematic Literature Review	Diajeng Salsabila Kanae Platinum Diagnostic Clinic and Laboratory, Indonesia
A-0307	Gluten intake and the Risk of Incident Chronic Kidney Diseases : Prospective findings from UK Biobank	Jin Ha Jang Yonsei University College of Medicine, Korea
A-0318	Development of Method for Estimating One-Week Salt Intake Using Self-Administered questionnaires via Web Application in Japan	Mari Odamaki Tokoha University, Japan
A-0386	The Role of Dietitian in Dietary Management of Chronic Kidney Failure after Major Surgery	Annisa Eka Amelia Dr. Cipto Mangunkusumo State Hospital, Indonesia
A-0392	Enteral Plant-Dominant Low Protein Diet (PLADO) Implementation in Chronic Kidney Disease (CKD) Stadium 4- Post Coronary Artery Bypass Graft (CABG) : A Case Study	Inti Makaryani Dr. Cipto Mangunkusumo State Hospital, Indonesia

E-POSTER		
ABSTRACT NO	TITLE	PRESENTING AUTHOR
A-0434	A Survey on Nutritional Intake, Nutritional Status, And Sarcopenia In Mongolian Hemodialysis Patients	Yukie Kitajima Division of Medical Nutrition, Nutritional Management Course, Tokyo Healthcare University, Japan
A-0455	Association of Growth Differentiation Factor-15 with Muscle Wasting and Anemia in Chronic Kidney Disease	Szu-Chun Hung Taipei Tzu Chi Hospital, Taiwan
A-0461	Factors Associated with Malnutrition Among Patients with Chronic Kidney Disease Undergoing Hemodialysis At Fatmawati General Hospital Jakarta In 2025	Herlinda Lizamona Fatmawati General Hospital, Indonesia
A-0506	Sex-Specific Associations of Nutritional and Metabolic Reserves with Frailty in Chronic Kidney Disease	Po-Ya Chang National Taipei University of Nursing and Health Sciences, Taiwan
A-0589	Performance of Malnutrition-Inflammation Score (MIS) versus the PhilSPEN Modified Subjective Global Assessment (mSGA) in Identifying Malnutrition among Hemodialysis Patients: Evidence from a Prospective Single-Center Study in the Philippines	Leandro Espino Makati Medical Center, Philippines
A-0610	Relationship between the Phase Angle, a Measure of Cellular Health and Integrity, and Nutritional Status in Hemodialysis Patients	Toshie Osaato Medical Corporation Jin-ai-kai Date-Clinic, Japan
A-0666	Feasibility of a Dietary Inflammatory Index guided Anti-Inflammatory Diet in Indian Predialysis CKD: Biomarker and Functional changes	Prathiksha Raghavendra Bhat University of Mysore, India
A-0892	Assessment of Malnutrition in Patients with Non-Dialysis-Dependent Chronic Kidney Disease Using Segmental Bioelectrical Impedance Analysis: Results from the KNOW-CKD Study	Minsang Kim Seoul National University Hospital, Korea
A-0980	Association of Serum Albumin with Skin Cancer in Patients without Chronic Kidney Disease: Analyses of the 2017 – 2023 National Health and Nutrition Examination Survey	Thanasin Chalermchat Faculty of Medicine Siriraj Hospital, Mahidol University, Thailand
A-1009	Prevalence and Factors Associated with Malnutrition in Patients with Pre-Dialysis Chronic Kidney Disease Stage 3–5	Chantisa Arayangkoon Rajavithi Hospital, College of Medicine, Rangsit University, Thailand

Poster Exhibition List

Transplantation

PANEL POSTER			
BOARD NO	ABSTRACT NO	TITLE	PRESENTING AUTHOR
P-27	A-0926	Refining Pre-Donation Screening Through Creatinine-Cystatin C Co-measurement: From GFR Accuracy to Prognostic Discordance	Jeeyoung Kim Chung-Ang University Hospital, Korea
P-28	A-0394	Pretransplant Anti-Lamin A/C Antibodies as a Non-HLA Biomarker for Antibody-Mediated Rejection in Kidney Transplantation	Inseong Oh Seoul National University Hospital, Korea
P-29	A-0989	Era-Dependent Attenuation of Outcome Disparities in High-Risk Kidney Transplantation Over Five Decades—A Single-Center Experience of 4,024 Cases	Seunghyeon Kim Seoul National University Hospital, Korea
E-POSTER			
ABSTRACT NO	TITLE	PRESENTING AUTHOR	
A-0134	Phenotypes of Donor eGFR Trajectories and Graft Outcomes in Living Donor Kidney Transplantation: A Nationwide Prospective Cohort Study	Yu Ho Lee Kyung Hee University Medical Center, Korea	
A-0135	Clinical outcomes in Older Kidney Transplant Recipients: A Propensity Score Matched Comparison with CKD Patients	Yu Ho Lee Kyung Hee University Medical Center, Korea	
A-0136	Comparisons of Clinical Outcomes between Kidney Transplant Recipients and Hemodialysis Patients in the Elderly: A Propensity Score-Matched Analysis	Yu Ho Lee Kyung Hee University Medical Center, Korea	
A-0159	Ultra Long-Term Kidney Allograft Dysfunction Revealing Chronic Active T Cell Mediated Rejection After 28 Years	Jiyae Yi BongSeng Memorial Hospital, Korea	
A-0250	Microvascular Inflammation Predicts Poor Graft Survival in Kidney Transplant Recipients with HLA-DR/DQ Antibodies	Dong Ryeol Lee Maryknoll General Hospital, Korea	
A-0268	Pre-Transplant HLA-DQ Donor-Specific Antibodies: Differential Characteristics and Clinical Implications in Kidney Transplantation	Han Bi Lee The Catholic University of Korea Seoul St. Mary's Hospital, Korea	
A-0303	Clinical Outcomes Following Kidney Transplantation in Patients with Prior Hematologic Malignancy: A Nationwide Study	Seung Min Song Korea University Guro Hospital, Korea University College of Medicine, Korea	
A-0310	Impact of Granulocyte Colony-Stimulating Factor on Graft and Patient Outcomes in Neutropenic Kidney Transplant Recipients	Daeun Oh Asan Medical Center, Korea	

E-POSTER		
ABSTRACT NO	TITLE	PRESENTING AUTHOR
A-0315	SGLT2 Inhibitors and the Risk of Urinary Tract Infections in Kidney Transplant Recipients: A Propensity Score Matched Multicenter Cohort Study	Jung-Hoon Han Kyungpook National University Hospital, Korea
A-0330	Post-Transplant Malignancy Drives Excess Mortality but Not Intrinsic Graft Failure After Kidney Transplantation: A Nationwide Competing Risk Analysis	Jinsun Lee Seoul National University Hospital, Korea
A-0409	Changes in Vascular Stiffness, Blood Pressure, and Dephosphorylated-uncarboxylated Matrix Gla protein After Vitamin K supplementation in Kidney Transplant Recipients: A Systematic Review and Meta-Analysis Randomized Controlled Trials	Rafik Prabowo Community Health Center of Rambah, Rokan Hulu, Indonesia
A-0410	Case Report: Diagnosis and Management of Chronic Active T Cell-Mediated Rejection (CA-TCMR) Detected by Protocol Renal Biopsy in a Patient with Stable Graft FunctionC	Hee Yeoun Kim BongSeng Memorial Hospital, Korea
A-0443	Willingness to Pay for Kidney Transplantation among ESRD Patients Worldwide: A Systematic Review and Meta-Analysis	Hendrik Wahyudi RSUD Dr. Moewardi, Indonesia
A-0499	Life-Threatening Pancytopenia after Azathioprine Conversion in a Kidney Transplant Recipient	Merey Zhagalova University Medical Center, Kazakhstan
A-0557	Early Post-Operative Non-Occlusive Ischemic Colitis in a BK Virus Nephropathy Retransplant Patient: A Case Report	Patricia Camille Badion Makati Medical Center, Philippines
A-0576	Acute Suppurative Tubulointerstitial Nephritis Leading to Irreversible Allograft Loss Following Deceased-Donor Renal Transplantation: A Case Report	Yang Wook Kim Inje University Haeundae Paik Hospital, Korea
A-0683	Eculizumab Therapy in the Late-Onset Atypical Hemolytic Uremic Syndrome in a Kidney Transplant Recipient: Case Report	Ji Yeon Min Seoul Asan Medical Center, Korea
A-0691	Discontinuation of Kidney Transplantation Clinical Studies: A Cross-Sectional Analysis	Alaa Mady Faculty of Pharmacy, Menoufia University, Egypt
A-0703	Early Changes in Mineral Metabolism and Bone Health After Kidney Transplantation: A One-Year Retrospective Analysis	Seung Yun Chae Incheon St. Mary's Hospital, The Catholic University of Korea, Korea
A-0735	Impact of ABO Incompatibility on Post-Transplant CMV, BKV, and HZV Infections in Renal Transplant Patients: A Meta-Analysis	Fredo Tamara Universitas Sebelas Maret, Indonesia
A-0777	Clinical Outcomes According to Early Graft Function in Deceased Donor Kidney Transplantation: Multicenter Cohort Study	Suyeon Hong The Catholic University of Korea Uijeongbu St. Mary's Hospital, Korea

Poster Exhibition List

E-POSTER		
ABSTRACT NO	TITLE	PRESENTING AUTHOR
A-0801	Kidney Retransplantation After Graft Loss From BK Polyomavirus Nephropathy: Successful Outcomes in Two Patients	Maria Felisa Eva Martin Makati Medical Center, Philippines
A-0889	Long-Term Humoral Sensitization after Kidney Allograft Failure: Rethinking the Goal of Post-Failure Immunosuppression	Kyungtae Kang Ulsan University Hospital, Korea
A-0977	Comparison of Kidney Transplantation Outcomes Between Kidney Transplantation with Native Nephrectomy And Kidney Transplantation Alone in Autosomal Dominant Polycystic Kidney Disease: A Nationwide Cohort Study	Kyungho Lee Samsung Medical Center, Sungkyunkwan University School of Medicine, Korea
A-0982	Everolimus-Based Regimens and CMV Infection Suppression in Kidney Transplantation: Meta-Analysis of Randomized Controlled Trials	Joon Hyuk Cha Inha University Hospital, Korea

Slow ADPKD. Preserve Hope.

Introducing Samsca – The first and only treatment proven to slow cyst progression



삼스카®정 ADPKD 허가사항 (저나트륨혈증 관련 허가사항은 제품설명서 참고 부탁드립니다.) [효능·효과] 최초 투여시 만성신질환 1~4 단계에 해당되며, 빠르게 진행되고 있는 상염색체우성 다낭신장병(ADPKD, autosomal dominant polycystic kidney disease) 성인 환자에서의 낭종 생성 및 신기능 저하 진행의 지연[용법·용량] 상기 효능효과에 처방시, 이 약은 위해관리프로그램에 등록된 의사만이 처방할 수 있으며, 이 프로그램에서 정하고 있는 사항에 동의하고, 서명한 환자에 한하여 처방할 수 있다. 환자들은 이 프로그램을 준수하여야 한다. 또한, 심각한 비가역적 간손상의 위험을 감소시키기 위하여 이 약의 최초 투여 개시 전에 ALT 및 AST 와 총빌리루빈에 대한 혈액검사가 필요하며, 투여기간 첫 18 개월 동안은 매일, 그 이후에는 3 개월에 한 번씩 간기능 검사를 반드시 실시한다. 초기용량은 1일 60mg으로 아침 식전 45mg, 8시간 이후 15mg으로 1일 2회 분할투여하도록 한다. 이후 내약성을 고려하면서 최소한 1주일 이상의 간격을 두고 1일 90mg(60mg+30mg)으로 증량하며, 이후 목표 투여용량인 1일 120mg(90mg+30mg)까지 증량한다. 급격한 증량으로 인하여 내약성이 떨어지지 않도록 증량은 신중하게 진행되어야 한다. 환자의 내약성에 따라 투여용량을 감량할 수 있으며, 이 경우 환자가 내약성을 보이는 가장 높은 용량을 유지하도록 한다.

※ 자세한 용법용량과 CYP3A 억제제 병용시 감량 및 주의사항은 제품설명서 참고부탁드립니다. ※ 삼스카®정은 저나트륨혈증에 관한 효능효과 또한 가지고 있습니다. 보다 자세한 정보는 최신의 제품설명서를 참고하시기 바라며, 홈페이지(www.otsuka.co.kr)를 통해 확인하실 수 있습니다. ※ 삼스카 ADPKD 위해관리프로그램에 관한 문은 한국오츠카제약 ADPKD 위해성 관리 계획 클렌터(02-3288-0123)로 문의 바랍니다. ※ 본 약제의 요양급여의 적용기준 및 방법에 관한 세부사항은 보건복지부 고시 제2022-250호를 참고 바랍니다.

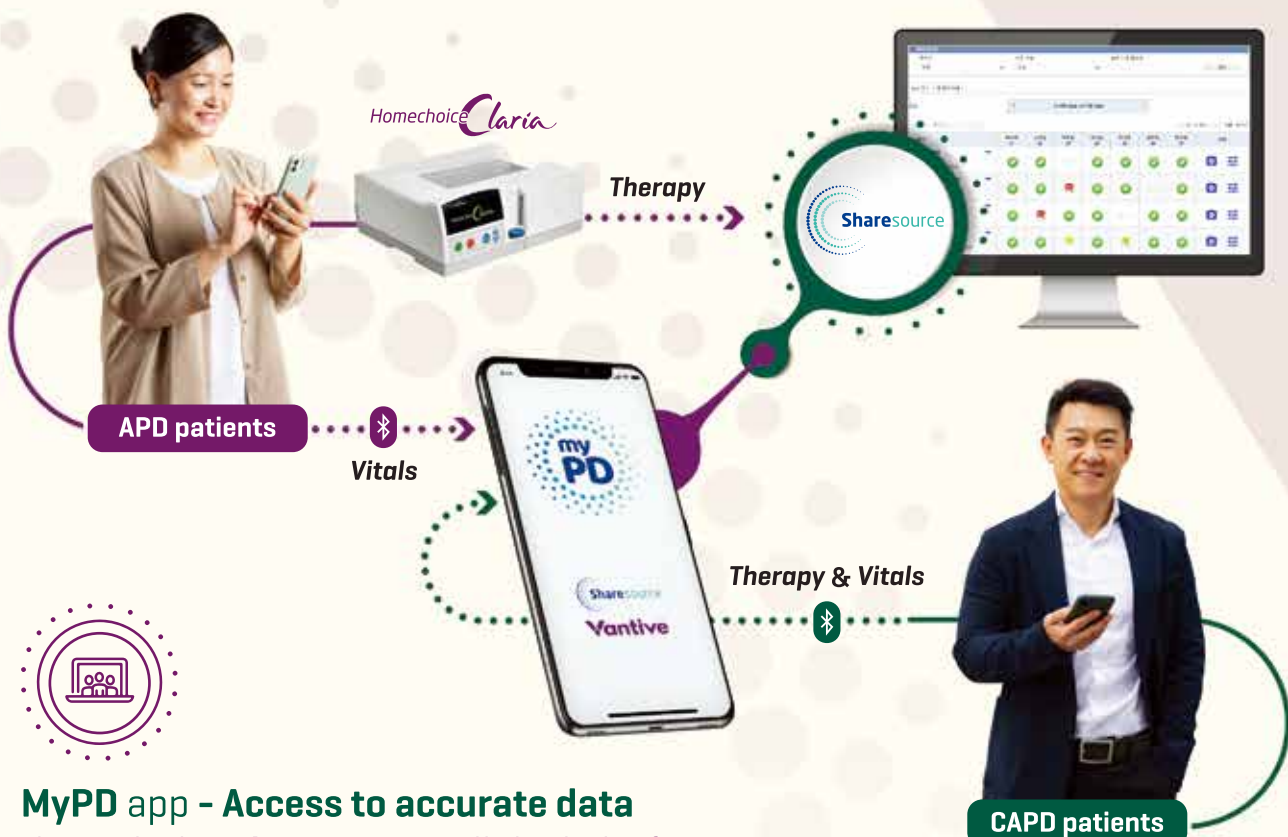


MyPD Patient Mobile App



Your link to *all* your PD patients

MyPD app is a patient mobile app that expands the proven clinical benefits of Sharesource remote patient management (RPM) to all-APD and CAPD-patients



MyPD app - Access to accurate data
through the **Sharesource** clinical platform



Paradigm Shift of Anemia Treatment with VADANEM[®]



Increased
physiological levels
of endogenous EPO¹



Once-daily Oral
VADANEM[®]
(vadadustat)²



Proven cardiovascular
safety of VADANEM^{®3}

References 1. Gupta N, et al. Hypoxia-inducible factor prolyl hydroxylase inhibitors: a potential new treatment for anemia in patients with CKD. *Am J Kidney Dis.* 2017;69(6):815-826.
2. 바디넴[®] [제품설명서]. 태너베파마코리아. 3. Eckardt KU, et al. Safety and efficacy of vadadustat for anemia in patients undergoing dialysis. *N Engl J Med.* 2021;384(17):1601-1612.

제조·판매원 태너베파마코리아



Tanabe Pharma Korea
서울시 영등포구 여의대로 24, 39층(FK1E19)
<https://kr.tanabe-pharma.com> / Tel 02-579-0121

판매원 에이치케이이노엔

inno.N

충청북도 청주시 흥덕구 오송읍 오송생명2로 239
판교 스퀘어 : 경기도 성남시 수정구 금토로79번길 28
www.inno-n.com / Tel 080-700-8802

국내 최초 지속형 ESA 제제 바이오 시밀러

네스벨

Darbepoetin alfa

Prefilled syringe 20 μ g/30 μ g/40 μ g/60 μ g/120 μ g

국내 최초 Darbepoetin alfa
바이오 시밀러

1주 또는 3주 1회 용법,
투약 편의성 개선

국내 3상 임상으로 대조약과
동등한 효과 및 장기 안전성 입증

(만성 신부전 빈혈 환자 대상)

Nature-Inspired Engineering



FX CorAL

Enhancing dialysis care
for **HighVolumeHDF**

더 정교해진 선택적 여과 기술

새로워진 Helixone *hydro* membrane은 β_2 -microglobulin과 같은 중분자 독소는 효과적으로 제거하면서도, 필수 단백질인 albumin 손실은 최소화하여 임상 치료 목표 달성을 보다 효율적으로 지원합니다.^{1,2}

지속적으로 유지되는 제거 성능

균질한 표면 구조는 오염물 부착과 기공 폐색을 최소화하도록 설계되어, β_2 -microglobulin의 일관된 제거 성능¹과 치료의 연속성에 기여합니다.³

고용량 혈액투석여과를 위한 독자적 설계

성능과 임상 결과를 최우선으로 고려한 설계 혁신을 통해 환자 중심의 철학을 바탕으로 한 기술적 진보를 이루었습니다.

References:

1. Ehlerding G et al. *Clin Kidney J.* 2022;5(4):672-680.
2. Zawada AM et al. *Membranes (Basel).* 2024;14(4):83.
3. Zawada AM et al. *Membranes (Basel).* 2025;15(5):132.

자연모사공학: *Hydro-layer*는 물방울이 표면을 따라 흘러내리는 자연의 원리에서 착안해, 발수 특성을 구현하도록 설계되었습니다.

Proven anemia management across the CKD Journey

Weekly

Biweekly

Monthly



Product Information

Before prescribing, please refer to the detailed product information via the QR code or Drug Information Search of the Ministry of Food and Drug Safety (<https://nedrug.mfds.go.kr>).



NESP pre-filled syringe Injection
20µg (darbepoetin-alfa)



NESP pre-filled syringe Injection
30µg (darbepoetin-alfa)



NESP pre-filled syringe Injection
40µg (darbepoetin-alfa)



NESP pre-filled syringe Injection
60µg (darbepoetin-alfa)



NESP pre-filled syringe Injection
120µg (darbepoetin-alfa)



ELISIO™ HX

MEDIUM CUT-OFF MEMBRANE¹
SHARP CUT-OFF TECHNOLOGY²

서울본사 : 서울시 중로구 대학로 12길 31 자유빌딩 6층 | T 02.762.3444 | F 02.743.7565
 대전지점 : 대전시 유성구 계룡로 92, 209호 | T 042.825.3445 | F 042.825.3440
 광주지점 : 광주시 서구 상무대로 902번길 4, 202호 | T 062.716.3445
 대구지점 : 대구시 수성구 청수로 24길 59, 2204호 | T 053.719.4586 | F 053.719.4587
 부산지점 : 부산시 사상구 모라로 22 부산벤처타워 708호 | T 051.441.3444 | F 051.441.3445



인공신장기용혈액여과기

Synoflux® Series

생체적합성이 우수한 신개념 PES 멤브레인
30-35µm의 투석막 두께와 향상된 성능
환자 개별 특성을 고려한 11종 모델
최첨단 로봇 설비가 작동하는
고품질 자동화 시스템에서 생산



Portable Reverse Osmosis System
MODEL PRO 800
FOR MULTIPLE USAGE

제허 26-76호

Filter Experts Since 1985

Jardiance®
(empagliflozin)

JardianceDuo®
(empagliflozin/
metformin HCl)

Esgliteo®
(empagliflozin/
linagliptin)

TREAT PATIENTS EARLY.^{1,2} IMPROVE OUTCOMES THROUGH EVIDENCE.³⁻⁷

Start strong in managing your patients - JARDIANCE® offers evidence-based CRM Benefit³⁻⁷

JARDIANCE®:



T2D

THE ONLY* ORIGINAL SGLT2i showed to reduce the risk of CV death^{3,4}



CKD

THE BROAD Indication of any SGLT2i for CKD^{3,5}



HF

THE FIRST† SGLT2i indicated across the LVEF spectrum^{3,6,7}

※자디앙정은 제2형 당뇨병 환자의 심혈관계 질환으로 인한 사망 위험성 감소 목적으로 허가 받지 않았습니다.

※만성 심부전 및 만성 신장병 적응증은 자디앙정 10 mg에만 해당됩니다.

*Sep 2015 EMPA-REG outcome 기준

†2022년 5월 24일 식품의약품안전처 자디앙 10mg 허가 기준

CRM, cardio-renal-metabolism; T2D, type 2 diabetes; SGLT2i, sodium glucose cotransporter-2 inhibitor; CKD, chronic kidney disease; HF, heart failure; LVEF, left ventricular ejection fraction.

1. American Diabetes Association. Standards of care in diabetes-2025. Diabetes Care. 2025;48(suppl 1):S1-S352. 2. Kidney Disease: Improving Global Outcomes (KDIGO) CKD Work Group. Kidney Int. 2024;105(4S):S117-S314. 3. 자디앙정 10mg 제품정보 (최신개정년월일 2025.08.29). 식품의약품안전처 의약품안전나라 <https://nedrug.mfds.go.kr/> (accessed on 2026.03). 4. Zinman B, et al. N Engl J Med. 2015;373:2117-2128 (Supplementary appendix). 5. Herrington WG, et al. N Engl J Med. 2023;388:117-127 (Supplementary appendix). 6. Packer M, et al. N Engl J Med. 2020;383:1413-1424 (Supplementary appendix). 7. Anker SD, et al. N Engl J Med. 2021;385:1451-1461 (Supplementary appendix).

※ HCP 대상으로 제작된 홍보물이며 가공 또는 복사 및 배포를 금지합니다.



자디앙® 10 mg
제품정보



자디앙® 25 mg
제품정보

Boehringer
Ingelheim



유한양행

For patients with CKD in T2D A different pathway leads to different possibilities^{1,2}



RENAL INFLAMMATION AND FIBROSIS

are associated with deterioration of kidney function and eventual ESKD.³⁻⁶

For patients with CKD and T2D, even with well controlled blood pressure and glycemic management, they are still at risk of CKD progression

CKD: chronic kidney disease; ESKD: end-stage kidney disease, T2D: type 2 diabetes

References: 1. Duckworth W, et al; VADT investigators. *N Engl J Med.* 2009;360(2):129-139. 2. The ACCORD Study Group. *N Engl J Med.* 2010;362(17): 1575-1585. 3. Tesch GH, et al. *Front Pharmacol.* 2017;8:313. doi:10.3389/fphar.2017.00313. 4. Alicic RZ, et al. *Clin J Am Soc Nephrol.* 2017;12(12):2032-2045. 5. Toth-Manikowski S, et al. *J diabetes Res.* 2015;2015:697010. doi:10.1155/2015/697010. 6. Black LM, et al. *J Histochem Cytochem.* 2019;67(9):663-681.

Kerendia® 10 mg

Kerendia® 20 mg



Kerendia® Product Information

For more detailed product information, please refer to the full product leaflet linked by QR code or the Bayer website, <http://www.bayer.co.kr> If you would like to report an adverse event or quality-related complaint, please contact your healthcare professional (e.g., physician or pharmacist), the Korea Ministry of Food and Drug Safety or the Korea Institute of Drug Safety & Risk Management. You can also report to Bayer Korea website: <http://www.bayer.com/ko/kr/korea-contact-us/>

THE IMMEDIATE AND LONG-ACTING C5 INHIBITOR FOR aHUS, ULTOMIRIS®¹⁻³

울토미리스®는 절반 이상의 aHUS 환자에서 complete TMA 반응을 보였습니다^{1,2*}



IMMEDIATE & COMPLETE*

울토미리스® 1회차 치료 이후부터 **완전* C5 억제 반응**을 확인하였습니다^{1,3}



SUSTAINED

울토미리스®의 C5 억제 효과는 치료 26주째까지 지속되었으며, **투석 없이 생활할 수 있도록 도움을 줄 수 있습니다**^{2,1}



8 WEEKS

최대 8주 투여간격은 연간 7회 이하의 내원으로 울토미리스® 치료가 가능하기에, **aHUS 환자에게 치료 부담을 줄이고 삶의 질 향상에 기여할 수 있습니다**^{1,3}

Study design 1: The study evaluate the efficacy and safety of ravulizumab in adults with atypical hemolytic uremic syndrome presenting with thrombotic microangiopathy. In this global, phase 3, single arm study in complement inhibitor-naïve adults (18 years and older) who fulfilled diagnostic criteria for atypical hemolytic uremic syndrome, enrolled patients received ravulizumab through a 26-week initial evaluation period. The primary endpoint was complete thrombotic microangiopathy response defined as normalization of platelet count and lactate dehydrogenase and 25% or more improvement in serum creatinine. The full analysis set comprised 56 patients with a median age of 40.1 years.

Study design 2: The study evaluated the efficacy and safety of ravulizumab in complement inhibitor-naïve children (under 18 years) with atypical hemolytic uremic syndrome. In this phase III, single-arm trial, ravulizumab was administered every 8 weeks in patients 20 kg and over, and 4 weeks in patients under 20 kg. The primary endpoint was a complete thrombotic microangiopathy response (normalization of platelet count and lactate dehydrogenase, and a 25% or more improvement in serum creatinine) through 26 weeks. 18 patients with a median age of 5.2 years were evaluated.

*In two phase 3 clinical trials: adult patients 53.6% (30/56) and paediatric patients 77.8% (14/18). Complete TMA response defined as platelet count normalization ($\geq 150 \times 10^9/l$), LDH normalization ($\leq 246 U/l$), and $\geq 25\%$ improvement in serum creatinine from baseline.

*58.6% (17/29) of adult patients who were on dialysis at baseline were able to live dialysis-free at the last available follow-up; 83.3% (5/6) of paediatric patients who received dialysis at baseline were off dialysis by week 26 and all 6 (100%) patients were off dialysis by week 50.

*Starting 2 weeks after the loading dose, maintenance doses are administered once every 4 or 8 weeks (depending on body weight: every 8 weeks in patients 20 kg and over, and 4 weeks in patients under 20 kg).

aHUS, atypical hemolytic uremic syndrome; TMA, thrombotic microangiopathy

References 1. Rondeau E, et al. The long-acting C5 inhibitor, Ravulizumab, is effective and safe in adult patients with atypical hemolytic uremic syndrome naïve to complement inhibitor treatment. *Kidney Int.* 2020 Jun;97(6):1287-1296. **2.** Ancetta G, et al. The long-acting C5 inhibitor, ravulizumab, is effective and safe in pediatric patients with atypical hemolytic uremic syndrome naïve to complement inhibitor treatment. *Kidney Int.* 2021 Jul;100(1):225-237. **3.** 울토미리스® 허가사항. 식품의약품안전처 (as of 21 Jan, 2025)

Prescribing Information

상세 제품 정보는 QR 코드 또는 식품의약품안전처 의약품통합정보시스템 (<https://nedrug.mfds.go.kr>) 을 통해 확인하여 주시기 바랍니다



울토미리스 주
100mg/mL (라블리주맵)

만성 콩팥병 환자의 혈청 인 조절제¹

인벨라 정

대조약과 혈중 P, Ca, Ca x P, iPTH, Bicarbonate, Lipid profile 유의한 차이 없음 입증²



인벨라정제품요약정보¹

【제품명】인벨라정(세벨라머탄산염) 【원료약품 및 그 분량】이 약 1정 중 인벨라정 유효성분: 세벨라머탄산염(별규)···800mg 【효능·효과】1. 투석을 받고 있는 만성 신장질환 환자의 혈청 인 조절 2. 투석을 받고 있지 않은 만성 신장질환 환자 중 혈청 인 농도가 5.5 mg/dl 이상인 환자의 혈청 인 조절 【용법·용량】이 약은 1일 3회 식사와 함께 복용하여야 한다. 1) 인산결합제를 복용하고 있지 않은 환자에 투여하는 경우 (중략) · 혈청인 5.5~7.5mg/dL: 1회 1정, 1일 3회 식사와 함께 복용 · 혈청인 7.5mg/dL 이상: 1회 2정, 1일 3회 식사와 함께 복용 (후략) 【사용상의 주의사항】1. 다음 환자에는 사용하지 말 것: 1) 이 약의 주성분 및 부형제에 과민한 환자 2) 저인산혈증 환자 3) 장폐색 환자(이 약은 장관내에서 팽윤하여 장관천공을 일으킬 우려가 있다.) 2. 다음 환자에게는 신중히 투여할 것: 장관협착 또는 변비가 있는 환자(이 약은 장관 내에서 팽윤하여 장폐색, 장관 천공을 일으킬 우려가 있다.) 【제조사】Synthon Hispania SL Castello 1 Poligono Las Salinas 08830 Sant Boi de Llobrgat, Barcelona Spain 【소분제조사】에스케이케미칼(주) 충청북도 청주시 흥덕구 산단로 149 【판매자】에스케이케미칼(주) 경기도 성남시 분당구 판교로 310 2023.09.20 개정

※ 처방하시기 전 제품설명서 전문을 참고하십시오. 최신 허가사항에 대한 정보는 '식품의약품 안전처 의약품안전나라 (<https://nedrug.mfds.go.kr/index>)'에서 확인할 수 있습니다.

References 1. 의약품안전나라, 의약품등 정보검색(검색어: 인벨라정), Available at <https://nedrug.mfds.go.kr/searchDrug>, Accessed on 1 of Nov 2023. 2. [Data on file] 인벨라정 3상임상결과보고서, SK케미칼, 2013 3. OECD, OECD member countries, Available at <http://www.oecd.org/about/>, Accessed on 1 of Nov 2023. 4. [Data on file] Worldwide registrations of sevelamer carbonate 800mg film-coated tablets, Synthon 2023

요독증 증상을 개선시켜주는 캡슐형 투석지연제, 레나메진

레나메진 캡슐로 환자들에게 더 나은 삶을 선사해 주세요



1회 2g을 약물
손실 없이 모두 복용



국산원료
국내생산



HPMC
캡슐



캡슐형
투석지연제



휴대가 편리한
파우치 포장



경제적
약가



Symptom science, Patient oriented dialysis

It's time to approach as patient-centred for the management of unpleasant symptom in kidney disease.¹

The urgent goal of kidney disease for living well is the effective management of unpleasant symptoms as patient-oriented approach.¹

Patient-centred approach is an essential component of CKD management to reduce unpleasant symptoms and suffering.¹



환자 중심의 투석 치료를 위한 (주)보령의 Dialyzer

Patients Oriented Dialyzer Line Up

EK²

polyethersulfone

PES

HX³

Medium cut-off

MCO

UX²

Cellulose Triacetate

CTA

NV⁴

Hydrolink (PolySulfone)

PS

NF⁵

PolyMethyl-methacrylate

PMMA

※가상의 환자 프로파일입니다.

CKD, chronic kidney disease.

Ref.) 1. Kalantar-Zadeh K et al. Nat Rev Nephrol. 2022;18(3):185-198. 2. 의료기기 허가사항, 식약처 의료기기통합정보시스템, accessed on 2024.07.23. 3. Maduell F et al. Blood Purif. 2023;52(1):68-74. 4. Ronco C, et al. Int J Artif Organs. 2017 May;40(5):234-239. 5. Torii Y, et al. Blood Purif. 2022 Oct 20;52(Suppl 1):1-7.

EK & HX & UX (수입사: (주)니프로동역메디칼, 제조사: 일본 NIPRO), NV & NF (수입사: 엠에스메디칼, 제조사: 일본 Toray)

Jardiance®
(empagliflozin)

JardianceDuo®
(empagliflozin/
metformin HCl)

Esgliteo®
(empagliflozin/
linagliptin)

TREAT PATIENTS EARLY.^{1,2} IMPROVE OUTCOMES THROUGH EVIDENCE.³⁻⁷

Start strong in managing your patients - JARDIANCE® offers evidence-based CRM Benefit³⁻⁷

JARDIANCE®:



T2D

THE ONLY* ORIGINAL SGLT2i showed to reduce the risk of CV death^{3,4}



CKD

THE BROAD Indication of any SGLT2i for CKD^{3,5}



HF

THE FIRST† SGLT2i indicated across the LVEF spectrum^{3,6,7}

※자디양정은 제2형 당뇨병 환자의 심혈관계 질환으로 인한 사망 위험성 감소 목적으로 허가 받지 않았습니다.

※만성 심부전 및 만성 신장병 적응증은 자디양정 10mg에만 해당됩니다.

*Sep 2015 EMPA-REG outcome 기준

†2022년 5월 24일 식품의약품안전처 자디양 10mg 허가 기준

CRM, cardio-renal-metabolism; **T2D**, type 2 diabetes; **SGLT2i**, sodium glucose cotransporter-2 inhibitor; **CKD**, chronic kidney disease; **HF**, heart failure; **LVEF**, left ventricular ejection fraction.

1. American Diabetes Association. Standards of care in diabetes-2025. Diabetes Care. 2025;48(suppl 1):S1-S352. 2. Kidney Disease: Improving Global Outcomes (KDIGO) CKD Work Group. Kidney Int. 2024;105(4S):S117-S314. 3. 자디양정 10mg 제품정보 (최신개정년월일 2025.08.29). 식품의약품안전처 의약품안전나라 <https://nedrug.mfds.go.kr/> (accessed on 2026.03). 4. Zinman B, et al. N Engl J Med. 2015;373:2117-2128 (Supplementary appendix). 5. Herrington WG, et al. N Engl J Med. 2023;388:117-127 (Supplementary appendix). 6. Packer M, et al. N Engl J Med. 2020;383:1413-1424 (Supplementary appendix). 7. Anker SD, et al. N Engl J Med. 2021;385:1451-1461 (Supplementary appendix).

※ HCP 대상으로 제작된 홍보물이며 가공 또는 배포를 금지합니다.



자디양® 10 mg
제품정보



자디양® 25 mg
제품정보

Boehringer
Ingelheim



유한양행

There's a reason why something familiar feels so good

Start patients on PROGRAF for a treatment option that helps them embrace life after transplant.^{1,2}



프로그래프캡슐0.5밀리그램
(타크로리무스수화물)



프로그래프캡슐1밀리그램
(타크로리무스수화물)

**Scan the QR codes to access the full
prescribing information**

References: 1. Ishida K et al. Cent European J Urol. 2013;66(3):344-349.

2. PROGRAF (tacrolimus), Package Insert.

서울특별시 강남구 테헤란로 521, 파르나스타워 7층
수입자 한국아스텔라스제약(주) Tel. 02-3448-0504
Fax. 02-3448-0510

보다 자세한 안전성 정보는 제품설명서를 참고해 주십시오.

Empowering CKD care with Dual Solutions

Stay Stable,
Start with
Mircera^{®1}

Add Effect,
Add Value with
RenVela^{®2}

CKD, chronic kidney disease

Reference 1. Fliser D, et al. Evaluation of maintenance of stable haemoglobin levels in haemodialysis patients converting from epoetin or darbepoetin to monthly intravenous C.E.R.A.: the MIRACEL study. *Curr Med Res Opin.* 2010;26(5):1083-1089. 2. Moustafa M, et al. A randomized, double-blind, placebo-controlled, dose-ranging study using Genz-644470 and sevelamer carbonate in hyperphosphatemic chronic kidney disease patients on hemodialysis. *Int J Nephrol Renovasc Dis.* 2014 Apr 7;7:141-52.

Study design¹ MIRACEL study was a prospective, open-label, single-arm, multi-center study performed at 90 nephrology centers in Germany. After a 2-month screening phase, haemodialysis patients receiving epoetin or darbepoetin were converted to monthly intravenous C.E.R.A. (Mircera), with a 5-month titration phase followed by a 2-month evaluation phase. This study was undertaken to examine whether monthly C.E.R.A. using pre-filled syringes maintains stable haemoglobin levels when administered according to local clinical judgement. During the study, C.E.R.A. was provided from pre-filled syringes at the doses of 50 µg, 75 µg, 100 µg, 125 µg, 150 µg, 200 µg or 250 µg. The primary efficacy variable was the number of evaluable patients with Hb values in the range 11-12.5 g/dL or 10-13 g/dL at all visits during the evaluation phase, either with or without C.E.R.A. dose adjustments. C.E.R.A. was well-tolerated with a safety profile similar to that reported in phase III studies.

Study design² A randomized, double-blind, dose-ranging study was conducted. After a 2-week phosphate binder washout, 349 hyperphosphatemic (serum phosphorus >5.5 mg/dL) hemodialysis patients were randomized to one of fixed-dose groups: placebo, sevelamer carbonate 2.4 g/day, sevelamer carbonate 4.8 g/day, or sevelamer carbonate 7.2 g/day. Indicated total daily doses were administered in fixed divided doses three times a day with meals for 3 weeks. The change in serum phosphorus during the treatment period and its dose-response patterns were assessed.

미세라 프리필드주

미세라의 제품정보는 QR코드를 통해 확인하시기 바랍니다.
(문인개정년월일 2025.06.24)



렌벨라정(세벨라머탄산염)

렌벨라정의 제품정보는 QR코드를 통해 확인하시기 바랍니다.
(문인개정년월일 2025.08.22)



다양한 적응증¹과 강력한 혈압 강하 효과!^{2,3,a,b}

고혈압 치료를 이끄는 든든한 콤비!

코자[®] ♥ 코자[®] XQ



코자[®] 적응증¹

- 고혈압
- 좌심실 비대가 있는 고혈압 환자에서의 뇌졸중 발생 위험의 감소
- 고혈압을 가진 제2형 당뇨병 환자의 신장병

코자[®] XQ 적응증¹

- 암로디핀 또는 로사르탄 단독요법으로 혈압이 적절하게 조절되지 않는 본태성 고혈압
- 제2기 고혈압 환자의 치료 목표 혈압 도달을 위해 복합제 투여가 필요한 환자의 초기요법

COZAAR[®]
Losartan

COZAAR[®] XQ
Losartan + Amlodipine

COZAAR^{PLUS}
Losartan + ACEI 50/125

COZAAR^{PLUS} -F
Losartan + ACEI 100/125

COZAAR^{PLUS} -PRO
Losartan + ACEI 100/125

Study design a. This multicenter, randomized, double-blind, parallel-design trial compared the antihypertensive effectiveness, safety, and tolerability of once-daily losartan and once-daily valsartan in patients with mild to moderate essential hypertension. A 4-week placebo run-in was followed by 6 weeks of double-blind treatment with losartan 50 mg (n=93) or valsartan 80 mg (n=94) after which the treatments were stopped, and blood pressure was measured in the clinic for 3 days. The primary efficacy endpoint was the change from baseline in 24-hour ambulatory mean DBP after 6 weeks of double-blind treatment.² b. This was a double-blind, multicenter, randomized trial of hypertensive patients (N=185) aged ≥18 years taking amlodipine 5 mg during the run-in treatment period but failed to achieve sitting diastolic blood pressure (DBP) <90 mmHg. This study compared the clinical efficacy and safety profile of fixed-dose combination of amlodipine/losartan 5/50 mg and amlodipine 10 mg monotherapy in essential hypertensive patients who respond poorly to amlodipine 5 mg monotherapy. After randomization into the amlodipine/losartan 5/50 mg fixed-dose combination group (n=92) and the amlodipine 10 mg monotherapy group (n=93), treatment was maintained without dose escalation for 8 weeks. The primary efficacy evaluation of noninferiority was tested using a confidence interval approach with a 97.5% 1-sided lower confidence limit using the average difference in DBP measured at baseline and 8 weeks. The primary end point of this study was the change in the DBP after 8 weeks of treatment relative to the baseline (visit 2) value.³

References 1. 코자[®] 피임리 허가사항, 식품의약품안전처 2. Monterroso VH, et al. Use of ambulatory blood pressure monitoring to compare antihypertensive efficacy and safety of two angiotensin II receptor antagonists, losartan and valsartan. *Adv Ther.* 2000 Mar-Apr;17(2):117-31. 3. Kang SM, et al. Comparative Efficacy and Safety Profile of Amlodipine 5 mg/Losartan 50 mg Fixed-Dose Combination and Amlodipine 10 mg Monotherapy in Hypertensive Patients Who Respond Poorly to Amlodipine 5 mg Monotherapy: An 8-Week, Multicenter, Randomized, Double-Blind Phase III Noninferiority Study. *Clinical Therapeutics.* 2011;33(12):1953-63.

코자배달리 주요안전성정보



코자정 약품상세정보



Achieve improved disease control through a first-in-class targeted treatment for GPA/MPA^{1,4}

TAVNEOS[®]-based regimen vs GC-based regimen



• 최초의 C5a 표적 보체 억제제²



• 52주차에 관해[†] 유지 우월성 입증²
(65.7% vs 54.9%, p=0.007 for superiority)
• 52주간 재발[†] 위험 54% 감소²
(10.1% vs 21%; HR 0.46, 95% CI: 0.25-0.84)



• 조기(4주차)에 UACR 40% 감소^{2,3}
• 1년간 지속적인 eGFR 개선^{2,3}
(+7.3 vs +4.1 mL/min/1.73 m², p=0.029)



• 26주차에 GC 관련 독성 감소^{2,4}
• 52주간 GC 복용량 감소^{2,4,5}
(1,676 mg vs 3,847 mg)



[†] 관해(Remission): defined as a Birmingham Vasculitis Activity Score [BVAS] of 0 and no glucocorticoid use in the previous 4 weeks. [†] 재발(Relapse): defined as a return of vasculitis activity on the basis of at least one major BVAS item, at least three minor BVAS items, or one or two minor BVAS items for at least two consecutive trial visits.

ANCA, anti-neutrophil cytoplasmic antibody; CI, confidence interval; C5aR, complement component 5a (receptor); eGFR, estimated glomerular filtration rate; GC, glucocorticoid; GPA, granulomatosis with polyangiitis; HR, hazard ratio; MPA, microscopic polyangiitis; UACR, urine albumin-creatinine ratio.

References 1. 타브너스 허가사항. 식품의약품안전처. 2. Jayne D, et al. *N Engl J Med.* 2021;384(7):599-609. 3. Cortazar FB, et al. *Kidney Int Rep.* 2023;8(4):860-870. 4. Stone JH, et al. *Semin Arthritis Rheum.* 2022;55:152010. 5. Jayne DRW, et al. *N Engl J Med.* 2024;390(4):388.

【제품명】 타브너스[®] 캡슐 10밀리그램 (아바코판) **【효능·효과】** 활동성의 중증 육아종증 다발혈관염(GPA), 현미경적 다발혈관염(MPA) 성인 환자치료로 리툽시판 요법 또는 시클로포스파이드 요법과 병용하여 **【용법·용량】** 1. 투여방법: 이 약은 경구용으로 음식과 함께 복용해야 하고, 캡슐을 부수거나 열지 말고 그대로 함께 전체를 삼켜야 한다. 이 약으로 치료를 받는 기간에는 자외선 차단제를 피해야 한다. 2. 용법·용량: 용량 권장 용량은 이 약 309밀리그램(10밀리그램 캡슐 30개)을 1일 2회, 즉 아침과 저녁에 음식과 함께 경구 복용한다. 이 약은 다음과 같이 병용하여야 한다. • 리툽시판 요법: 주 1회 정맥주사 4주간 투여, 또는 • 시클로포스파이드 요법: 정맥투여로 13주 또는 경구투여로 14주 투여 후 유지요법으로 아지티오프린이나 미코페놀레이트모페틸 경구투여, 아몰리, 부신 부전, 항-중성구 세포질 항체 (Anti-neutrophil cytoplasmic antibody, ANCA) 관련 혈관염의 악화 또는 재발과 같은 임상적으로 글루코코르티코이드 사용이 필요한 경우, 글루코코르티코이드 요법을 추가할 수 있다. 글루코코르티코이드 용량이나 병용요법 및 유류성 및 안전성에 대한 자료의 자세한 내용은 사용상의 주의사항 중 '2. 약물이상반응'과 '13.1) 약리작용 정보' 항목 참조한다. 임상시험에서는 이 약을 52주 동안 투여하여 제52주 관해유지율의 우월성을 확인하였으며, 장기 투여에 대한 안전성 및 유류성 정보는 없다. 투여 후의 투여를 놓친 경우, 다음의 계획된 정기적인 복용 시간까지 기다린다. 누락된 용량을 보충하기 위해 다음 복용 시 두 배의 용량을 복용해서는 안 된다. 용량 관련 강한 CYP3A4 억제제와 병용하여만 하는 경우에는, 30mg을 1일 1회로 강량하여 한다. **【사용상의 주의사항】** 4. 상호작용 항 참조. **【사용상의 주의사항】** 1. 다음 환자에게는 투여하지 말 것 1) 이 약의 주성분 또는 첨가제에 과민증이 있는 환자. 2. 약물이상반응 11 이상반응의 전반적 요약: 가장 흔한 이상반응은 오심(23.5%), 두통(20.5%), 복통(18.7%), 상기도 감염(14.5%), 성서(15.1%), 구토(15.1%), 그리고 비만(15.1%)이다. 가장 흔한 중대한 이상반응은 간 기능 이상(5.4%)과 폐렴(4.8%)이다. 3. 일부 및 수유부: 이 약은 1일 1회 투여 시 일부에게 이 약을 사용한 자료는 없다. 동물 시험에서 생식 독성이 나타났다[13. 전문가를 위한 정보 4] 비임상시험 안전성 정보 참조. 일부 및 피임법을 사용하지 않는 기임 여성에게 이 약을 권장하지 않는다. 2) 수유부: 이 약은 수유 중인 동물의 모유에서 축적되지 않았지만, 수유를 받은 새끼 동물의 혈청에서 이 약이 검출되었으며 새끼에 미치는 명백한 영향은 없었다. 신생아/유아에 대한 위험을 배제할 수 없다. 유아에 대한 수유의 유익성과 여성에 대한 치료의 유익성을 고려하여 수유를 중단할지 이 약 치료를 중단하거나 재할지 결정해야 한다. 3) 생식능력: 인간의 생식능력에 미치는 이 약의 영향과 관련된 자료는 없다. 동물 자료에서 수컷 또는 암컷 생식능력에 미치는 영향은 확인되지 않았다. **【저장방법】** 기밀용기, 실온보관(1~30°C) **【사용기간】** 제조일로부터 36개월 **【수입처】** (주)에디티 서울특별시 강남구 개포로 619 10층 Tel: 070-7733-2033 Fax: 02-2088-3166 E-mail: SafetyMDT@meditip.co.kr



타브너스 캡슐 10mg (아바코판)

본태성 고혈압 초기요법

세계 최초 초저용량* 3제 항고혈압제

아모프렐^정

1.67/16.67/4.17mg

(아로디핀/로사르탄/클로르탈리돈)



- 세계 최초 초저용량* 3제 항고혈압제
- 본태성 고혈압 치료 개량신약¹⁾
- 국내 환자 대상 3상 임상시험 결과 2건 JACC 등재²⁾
 - 본태성 고혈압 환자에서 Losartan 단독요법 대비 우수한 혈압 강하 효과 입증
 - 국내 환자에서 유효성과 안전성 입증
- 국내 환자 대상 2상 임상시험 결과 2건 SCIE급 국제 학술지 등재^{3,4)}
- 저용량 복합제로 용량 의존적인 이상반응 최소화 기대⁵⁾

* 1/3 용량

SCIE, science citation index expanded

AMPL-H-2603-01 HM-Design 2603_01

Ref. 1) 식품의약품안전처. 아모프렐 허가사항. (2026년 3월 기준) 2) Sung KC, et al. *J Am Coll Cardiol*. 2026 Feb 3;S0735-1097(25)10559-7. [Epub ahead of print] 3) Hong SJ, et al. *Drug Des Devel Ther*. 2020 Dec 31;14:5735-5746. Erratum in: *Drug Des Devel Ther*. 2021 Apr 07;15:1477. 4) Sung KC, et al. *J Clin Hypertens (Greenwich)*. 2023 May;25(5):429-439. 5) Law MR, et al. *BMJ*. 2003 Jun;326(7404):1427.

아모프렐^정아모잘린^정아모잘탄 플러스^정아모잘탄 큐^정아모잘탄 엑스큐^정

오젠포픽하다

성인 2형 당뇨병 환자에서 혈당 감소뿐만 아니라 동반된 심혈관계* 또는 신장 질환† 관련 사건 위험 감소에 대해 허가받은 최초‡이자 유일§한 GLP-1 RA, 오젠포픽® 프리필드펜¹⁻⁴



* "오젠포픽하다"는 성인 2형 당뇨병 환자에서의 혈당 조절 및 동반된 심혈관계 질환 또는 만성 신장 질환의 위험 감소를 위해 오젠포픽® 처방을 고려하다"를 의미합니다. ※ 본 자료에 사용된 이미지는 실제 임상 효과를 반영한 것이 아닙니다.

† 만성 심혈관계 질환 상인환자에서 주요 심혈관계 사건(심혈관계 질환 사망, 뇌졸중의 심근경색 또는 비심장적 뇌졸중) 위험 1.5% 감소(95% CI, -1.81 to -1.25; P < 0.0001) versus a non-significant decrease of 0.02% (95% CI, -0.23 to 0.18) with placebo. The most frequent adverse events in the semaglutide groups were related to gastrointestinal disorders (Ozempic® 0.5 mg group 38%/49/128), Ozempic® 1.0 mg group 38%/50/130).

‡ 본 자료에 사용된 "최초"의 표현은 배후시험(2020년 3월) 기준에 국한됩니다. § 본 자료에 사용된 "유일"의 표현은 배후시험(2020년 3월) 기준에 국한됩니다.

SUSTAIN 1¹: A randomised, double-blind, placebo-controlled, parallel-group, multinational multicentre phase 3a clinical trial was conducted in treatment-naïve adult patients with type 2 diabetes. Participants were assigned to receive either Ozempic® (0.5 mg or 1.0 mg) or placebo (0.5 mg or 1.0 mg). The primary endpoint was the change in mean HbA1c from baseline to week 30. Ozempic® demonstrated significant decrease in HbA1c by 1.45% (95% CI, -1.65 to -1.26) with 0.5 mg Ozempic® (ETD vs placebo -1.43%; 95% CI, -1.71 to -1.15; P < 0.0001), and significantly decreased by 1.55% with 1.0 mg Ozempic® (ETD vs placebo -1.53%; 95% CI, -1.81 to -1.25; P < 0.0001) versus a non-significant decrease of 0.02% (95% CI, -0.23 to 0.18) with placebo. The most frequent adverse events in the semaglutide groups were related to gastrointestinal disorders (Ozempic® 0.5 mg group 38%/49/128), Ozempic® 1.0 mg group 38%/50/130).

SUSTAIN 6²: A randomised, double-blind, placebo-controlled, parallel-group, multinational phase 3b clinical trial was conducted on adult patients with type 2 diabetes with cardiovascular risk factor. Participants were assigned to receiving either Ozempic® (0.5 mg or 1.0 mg) or placebo (0.5 mg or 1.0 mg). The primary composite outcome was the first occurrence of cardiovascular death, nonfatal myocardial infarction, or nonfatal stroke. Median follow-up was 2.1 years. Ozempic® demonstrated a 26% RRR vs placebo (HR, 0.74; 95% CI, 0.58 to 0.95; P < 0.001) for noninferiority; P = 0.02 for superiority. Gastrointestinal disorders were more frequent in the Ozempic® group than in the placebo group (Ozempic® 0.5 mg group 50.7%/419/826), Ozempic® 1.0 mg group 52.3%/430/822), Placebo 0.5 mg group 35.7%/294/824), Placebo 1.0 mg group 35.2%/290/825). The majority of gastrointestinal events were mild or moderate in severity.

FLOW³: A randomised, double-blind, parallel-group, multinational phase 3b clinical trial was conducted on adult patients with CKD and type 2 diabetes. Participants were assigned to receiving either Ozempic® 1.0 mg or placebo. The primary outcome was major kidney disease events, a composite of onset of kidney failure, sustained (for ≥28 days) 50% or greater reduction in eGFR from baseline, or death from kidney-related or cardiovascular causes. Median follow-up was 3.4 years. Ozempic® demonstrated a 24% RRR vs placebo (HR, 0.76; 95% CI, 0.66 to 0.88; P = 0.0003). Serious adverse events were reported in fewer patients in the Ozempic® group than in the placebo group (49.6%/877/1,767) vs. 53.8%/950/1,766).

CI, confidence interval; CKD, chronic kidney disease; CV, cardiovascular; CVD, cardiovascular disease; eGFR, estimated glomerular filtration rate; GLP-1 RA, glucagon-like peptide-1 receptor agonist; HbA1c, glycated hemoglobin; MACE, major adverse cardiovascular events; MFDS, ministry of food and drug safety; MI, myocardial infarction; RRR, relative risk reduction; T2D, type 2 diabetes.

References 1. 오젠포픽프리필드펜 0.25, 0.5, 1.0 mg (세마글루티드). 국내 제품 설명서. Available via: <https://nedrug.mfds.go.kr/pfp/CCB801/getItemDetailCache?cacheSeq=202201737aupdate12025-06-30&2015-3915.0b>. Accessed on 24 Feb 2026. 2. Sorli C, Harashima SI, Tsoukas GM, et al. Efficacy and safety of once-weekly semaglutide monotherapy versus placebo in patients with type 2 diabetes (SUSTAIN 1): a double-blind, randomised, placebo-controlled, parallel-group, multinational, multicentre phase 3a trial. *Lancet Diabetes Endocrinol.* 2017;5(4):251-260. 3. Marso SP, Bain SC, Consoi A, et al. Semaglutide and Cardiovascular Outcomes in Patients with Type 2 Diabetes. *N Engl J Med.* 2016;375(19):1834-1844. 4. Perkovic V, Tuttle KR, Rossing P, et al. Effects of Semaglutide on Chronic Kidney Disease in Patients with Type 2 Diabetes. *N Engl J Med.* 2024;391(12):109-121.



노보 노디스크 제약(주)
서울시 송파구 올림픽로 35길 137, 한국광교문화재단 16층 (우)05510
Tel: (02) 2188-8900 Fax: (02) 2188-8980
www.novonordisk.co.kr
All right reserved by Novo Nordisk Pharma Korea, Ltd.

오젠포픽® 프리필드펜 제품정보
(세마글루티드)

※ 처방하시기 전 QR코드 또는 식품의약품안전처 의약품통합정보시스템 (<http://nedrug.mfds.go.kr>)을 통해 상세 제품정보를 검토하시기 바랍니다.



투석 중 저혈압 예방에 효과적인 저온투석 치료^{1,2,3}

오직 B. Braun Dialog+ 에서만
가능한 Temperature profile

| 국내유일 온도조절 프로파일

| 저온투석 가이드라인

| 편하고 안정적인 투석치료 제공

| 투석액 온도 점진적 감소(예: 37→35°C)




| 서울시 강남구 테헤란로 518, 5층 T. 02-3459-7800 | bbraunkorea@bbraun.com | www.bbraun.co.kr

1. K/DOQI Clinical Practice Guidelines for Cardiovascular Disease in Dialysis Patients. AJKD. 2005 April; 45 (3): 16-153
2. Mustafa et al. Effect of Lowering the Dialysate Temperature in Chronic Hemodialysis: A Systematic Review and Meta-Analysis. Clin J Am Soc Nephrol 11: 442-457, 2016.
3. Dasgupta et al. Associations Between Hemodialysis Facility Practices to Manage Fluid Volume and Intradialytic Hypotension and Patient Outcomes. CJASN 2019; 14:385-393



Act at the Root Cause of C3G*^{1,2}

파발타®는 C3G 원인 기전에 직접 작용하는 경구용 보체억제제입니다^{1,2}



유의한 단백뇨 개선

파발타® vs. 위약군에서
6개월째 UPCR 감소 차이³

35.1%

(95% CI 13.8, 51.1%)
P < 0.0014

유의한 eGFR 개선

파발타® 치료 전후
평균 eGFR 기울기 변화³

+9.01

mL/min/1.73m²/년
P < 0.0001

신장 지표 개선 환자 지속적으로 증가

파발타® 투여군에서 12개월째
복합 신장 지표* 달성 환자³

45%

위약 → 파발타® 전환 6개월째 24%

* $\geq 50\%$ UPCR 감소 + $\geq 15\%$ eGFR 감소

* FABHALTA® is a proximal complement inhibitor that selectively targets Factor B to inhibit the activation of the alternative pathway, including the amplification loop.³

Study design³: A randomized, double-blind, placebo-controlled, parallel-group, multicenter Phase 3 trial (APPEAR-C3G; NCT04817618) evaluating the efficacy and safety of oral iptacopan 200 mg twice daily versus placebo, added to supportive care, in adults aged 18-60 with biopsy-confirmed C3 glomerulopathy (C3G). Eligible patients had UPCR ≥ 1.0 g/g, eGFR ≥ 30 mL/min/1.73m² and low serum C3 (<77 mg/dL). Immunosuppressants (except mycophenolate mofetil and corticosteroids ≤ 7.5 mg/day) and complement inhibitors were excluded prior to enrollment. The primary endpoint was change in proteinuria (24h UPCR) at 12 months; secondary endpoints included a composite renal outcome ($\geq 50\%$ UPCR reduction + $\geq 15\%$ eGFR decline), change in glomerular C3 deposits and safety outcomes.

C3G, complement 3 glomerulopathy; **C3**, complement component 3; **UPCR**, urine protein-to-creatinine ratio; **eGFR**, estimated glomerular filtration rate

References 1. 파발타® 허가사항, 식품의약품안전처 2. Bomback AS, et al. Alternative Complement Pathway Inhibition With Iptacopan for the Treatment of C3 Glomerulopathy—Study Design of the APPEAR-C3G Trial. *Kidney Int Rep.* 2022 Aug 2;(10):2150-2159. 3. Kavanagh D, et al. Oral iptacopan therapy in patients with C3 glomerulopathy: a randomised, double-blind, parallel group, multicentre, placebo-controlled, phase 3 study. *Lancet.* 2025;406(10512):1587-1598.

PRODUCT INFORMATION

처방하시기 전 QR 코드 또는 식품의약품안전처
의약품통합정보시스템 (<https://nedrug.mfds.go.kr>)을
통해 상세 제품정보를 참조하시기 바랍니다.



보건의료전문가용
진문의약품



약 40년간 사용된
Calcium Polystyrene
sulfonate 제제¹

복용 편의성을
고려한 세가지 제형
(산/과립/현탁액)¹

국내 판매량 1위
고칼륨혈증 경구/
직장 투여용 치료제²

[IQVIA MAT 2025 판매량(DU),
V03A(Polystyrene sulfonate 기준)]

고칼륨혈증 치료제 카리메트®

산 / 과립 / 현탁액

REFERENCES

1. 카리메트®산, 과립, 현탁액 제품정보. Available at: <https://nedrug.mfds.go.kr/searchDrug> (accessed on 23 Mar 2026).
 2. IQVIA MAT 2025_V03A(Polystyrene sulfonate) 판매량(DU) 기준
- * 카리메트®산은 일본 니켄차(현 Kowa Company, Ltd.)와의 Licensing을 통해 1984년에 국내 허가를 받은 calcium polystyrene sulfonate 제제입니다.

※ Illustration is an artistic rendition. Not necessarily representative of clinical effects.



카리메트® 산 카리메트® 과립 카리메트® 현탁액

* 처방하시기 전에 QR코드를 스캔하시어 제품설명서 전문을 참고하여 주십시오.

수입자(카리메트®현탁액)

제조 및 판매자(카리메트®산, 카리메트®과립), 판매자(카리메트®현탁액)



한국코와(주) 06177 서울특별시 강남구 영동대로 302, 7층
02-6930-4800




알보젠코리아(주) 서울특별시 서초구 서초대로 411, GT 타워 5층
02-2047-7700 (소외자 상담 번호)
www.alvogenkorea.com

02-2028-4111/02-3891-0304



LDL-C까지 생각한 한 수 위 혈관관리, 실로듀오서방정

CILOSTAZOL / ROSUVASTATIN



LDL-C과 PAD 치료를 동시에

실로듀오[®] 서방정

Cilostazol 200mg / Rosuvastatin 10mg, 20mg

Drug Information

성분 및 함량 Cilostazol 200mg / Rosuvastatin 10mg, 20mg

효능·효과: 죽상동맥경화에 의한 만성동맥색증(폐색성 동맥경화증, 당뇨병성 말초혈관병증) 환자 용법·용량: 1일 1회 1정, 공복 복용 상병코드: Cilostazol I73.9(상세불명 말초혈관병, 간헐성 파행, 동맥의 연속), I70.22(사지동맥의 죽상경화증), E11.50(말초혈관질환 동반 인슐린 비의존 당뇨병), E13.50(말초혈관질환 동반 당뇨병), E14.50(말초혈관질환 동반 상세불명 당뇨병) / Rosuvastatin E78.0(순수 고콜레스테롤혈증), E78.2(혼합성 고지혈증) *기타 제품에 대한 자세한 사항은 본사 의약품보부(02-512-9981)로 문의하시기 바랍니다.



NEPHOXIL[®]
Ferric citrate hydrate

The Primary Choice of Hyperphosphatemia Treatment



보건의료전문가용

References 1. Lee, et al. *J Nephrol*. 2015;28(1):105-113. 2. Ganz T, et al. *Drugs*. 2019;79(9):957-968.

네폭실[®]캡슐500mg (구연산제이철수화물)

[원료약품 및 분량] 네폭실캡슐 중 구연산제이철수화물 500mg (제이철로서 105mg) **[효능효과]** 혈액투석을 받고 있는 만성 신장질환 환자의 고인산혈증 개선 **[용법용량]** 성인 - 이 약은 1일 3회 식사와 함께 또는 식사 직후 복용하여야 한다. 이 약의 초기 권장 용량은 1일 4g이다. 목표 혈청 인산 농도에 도달할 때까지 혈청 인산 농도에 따라 용량을 1g(2캡슐)씩 용량을 조절하고, 그 이후 정기적으로 모니터링해야 한다. 1주 또는 그 이상의 간격으로 투여량을 조절한다. 이 약의 최대 투여량은 1일 6g이다. **[사용상의 주의사항]** 1. **경고** 철 함유제는 6세 이하의 어린이가 사고로 과량 복용하였을 경우 중독성 사망을 일으킬 수 있으므로, 어린이의 손에 닿지 않도록 보관한다. 만약 어린이가 사고로 과량 복용하였을 경우, 즉시 의사나 응급센터에 연락한다. 2. **다음 환자에는 투여하지 말 것** 1) 이 약 또는 이 약의 구성성분에 과민증이 있는 환자 2) 저인산혈증 환자 3) 철 대사 이상 또는 철 과잉증 환자 (예, 혈액소증) 3. **다음 환자에는 신중히 투여할 것** 1) 혈청 페리틴 및 트랜스페린 포화도 등으로 부터 철 과잉증이 의심되는 환자, 철 과잉증이 의심되는 환자는 전반적인 상태를 평가하여 신중히 투여한다. 철 과잉 증상이 관찰되는 경우 철분 제거 투여를 중단한다. 2) 소화성 궤양, 위장관 출혈, 염증성 장 질환 등의 위장 질환이 있는 환자(임상시험에서 투여 경험이 없으므로, 안전성이 확인되어 있지 않다). 3) 만성 C형 간염 등의 간염 환자(질환을 악화시킬 우려가 있다). 4) 발작성 야간 혈색소 노증 환자(용혈을 유발하여 질환을 악화시킬 우려가 있다). 5) 다른 철 함유 제제 투여 중인 환자 (철 과잉증을 일으킬 수 있다) 6) 이 약은 황색4호(타르트라진)를 함유하고 있으므로 이 성분에 과민하거나 알레르기 병력이 있는 환자에는 신중히 투여한다. **[보관방법]** 실온보관(1~30°C), 밀폐용기 ※ 보다 자세한 사항은 제품설명서 전문을 참고하시기 바랍니다.



Asahi KASEI



REXEED™ series

Hemodialyzer/REXEED

Our Perfect Solution for HD
Combining the Best with a Large Line-UP
WET TYPE Polysulfone

Fluoroplastic Dialysis Catheter Supercath CLS



*Minimize Risk of Damage on Vessel Wall
Can be used on NON IDEAL Access Site
Patients may MOVE their Arms during Dialysis Session
Good Alternative for Patients with Metal Allergy*



MDS-101

Asahi Dialysis System MDS-101 Dialysis Equipment

Slim & Smart

High visibility and Simplified procedures

Secured ultrafiltration system

Easy maintenance


Exclusive Distributor : AY Trading Co., Ltd. TEL : 02-585-7661 / FAX : 02-585-7664
BLOG web page <https://blog.naver.com/ayt0717> YouTube search "AY Trading"

DOUBLE SAFE

Total Solutions for Hemodialysis

Hollow fiber Dialyzer

High-flux filter



Disposable
A.V. Fistula Safety Needle Sets



Tubing Sets
for Hemodialysis



Hemodialysis
system



주식회사 더블세이프

경기도 하남시 신우실로 110번길 25, 더블세이프 빌딩 | 우 12995
www.doublesafe.co.kr

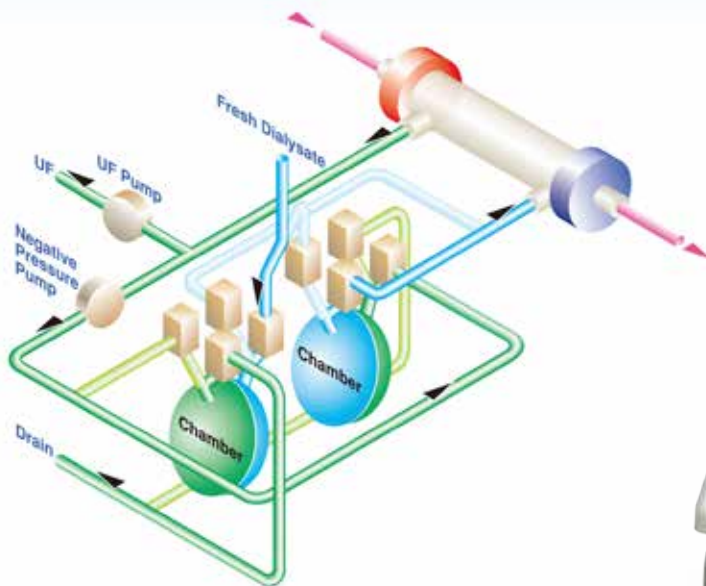
DOUBLE SAFE

'TORAY' SINGLE PATIENT DIALYSIS MACHINE

TQS-88

Comfortable Dialysis to patients
Easy Operation to Medical Staff
Safety and Reliability for Treatment

Toray's Reliable Volumetric UF Control
(Closed circuit system) & Improvement of
Maintenance Mode



'TORAY' MS MEDICAL

한국인 2형 당뇨병 환자의
혈당 강하를 위한 레이스!!

타 DPP-4i → 슈가논 스위칭 임상
SCI 학술지 등재

Evogliptin

에이치디비산

탄산수소나트륨

혈액투석시스템을 위한 중탄산염 카트리지,
만성 혈액투석기계의 중탄산염 농축액을 대체하는 최선의 선택.

'혈액투석 의약품 전문 제조기업 녹십자엠에스'의 우수한 제조 기술과 철저한 품질관리로 제조된 '에이치디비산(탄산수소나트륨)'은 쉬운 사용법과 환경 부담을 줄인 간편한 폐기 방식으로 차별화된 경험을 제공합니다.



저중량 제품

경량화된 무게로 사용 및 취급 편의성 향상



적은 부피

제품 보관 용이



미생물 오염 예방

농축액 미생물 오염 위험 방지



증가된 보관기간

농축액 대비 더 긴 보관기간



친환경

- 사용 후 캡과 본체의 분리 가능
- 자원순환 및 재활용으로 ESG경영 참여



제품 종류

에이치디비산(탄산수소나트륨) 650g

에이치디비산(탄산수소나트륨) 720g

본 의약품은 KGMP (의약품제조 및 품질관리기준) 적격업체에서 생산하여 엄격한 품질 관리를 필한 제품입니다. 만약 구입시 유효기한 또는 사용기한이 경과 되었거나 변질, 변패 또는 오손된 제품은 구입한 약국 등 판매업소에 환하여 구입처를 통하여 교환하여 드립니다.

국내 최초 현탁액, 다양한 형태의-고칼륨혈증억제제

이젠, 카슈트로 칼륨혈증 관리하세요!



Serum Potassium Inhibitor

카슈트®

산 / 과립 / 현탁액



[원료약품의분량] 이 약 100mL 중 폴리스티렌설포산칼슘(KP) 25.0g 첨가제(보존제) 파라옥시벤조산메틸(KP) 5.0mg 파라옥시벤조산프로필(KP) 5.0mg [성상] 박하향과 감미(단맛)가 있는 담황색의 현탁액
 [용법·용량] 성인 : 폴리스티렌설포산칼슘으로서 1일 15~30g을 2~3회로 나누어 경구투여(복용)한다. 연령, 증상에 따라 적절히 증감한다. [효능·효과] 고칼륨혈증억제제 [저장방법] 기밀용기, 실온(1 ~ 30℃) 보관
 [사용기간] 제조일로부터 36개월 [제품규격] 20mL/1포 x 100포 [성분코드] 215402ASS [보험코드] 664101340

● 카슈트과립 [제품규격] 5.05g/1포 x 100포 [보험코드] 664102370 ● 카슈트산 [제품규격] 5.05g/1포 x 100포 [보험코드] 669803350



카슈트현탁액
(고칼륨혈증억제제)



카슈트과립
(고칼륨혈증억제제)



카슈트산
(고칼륨혈증억제제)



판매원
엘디에스약품(주)
LDS PHARM CO., LTD / Tel.02-2601-6705



제조원
하이플생명과학(주)



10년간 파브라자임®으로 치료받은 환자군의 결과¹

10년 연구 결과

81%

10년간의 파브라자임® 치료 후 중증의 임상 사건*을 경험하지 않은 파브리병 환자 비율(42/52명)¹

94%

10년간의 파브라자임® 치료 후 생존한 파브리병 환자 비율(49/52명)¹



파브라자임® 치료 반응은 장기 손상이 적고 젊은 나이에 치료를 시작한 환자에서 가장 좋으므로, 조기 치료를 통해 치료 효과를 보는 것이 중요합니다.¹

*신장 관련 사건 (투석 또는 이식), 심장 관련 사건, 뇌졸중 또는 사망

[Study Design] 전형적 파브리병 환자 58명 중 52명(HRI 환자 32명, LRI 환자 20명)에 대한 장기 연구로, 파브라자임® 3상 임상연구, 54개월 연장연구 및 파브리병 레지스트리 데이터를 이용함. 추적 기간의 중앙 값은 모든 환자에서(n=52) 10년이었음

HRI, High Renal Involvement; LRI, Low Renal Involvement. Reference 1. Germain DP et al. J Med Genet. 2015;52(5):353-358.

sanofi

(주)사노피-아벤티스 코리아 서울특별시 서초구 반포대로 235 (반포동, 반포동우피스빌딩1)
Tel: 02)2136-9000 | Fax: 02)2136-9588 | <https://www.sanofi.co.kr>

파브라자임®주35밀리그램(아갈시다제베타) (문인개정년월일: 2020년 6월 2일)
※파브라자임®의 제품정보는 우측 제품설명서 바로보기 QR코드를 통해 확인하시기 바랍니다.

MAT-KR-2501017-1.0-04/2025



LNT
코디핀[®] 정
Benidipine 2, 4, 6, 8mg



TRIPLE CALCIUM CHANNEL BLOCKER

Original L/N/T-type CCB, Benidipine

Renal & Cardiovascular protective effect

Significant control of vasospastic angina symptom in Korean patients

Reduced risk of edema

ROKIT HEALTHCARE

Timeless Organs, Limitless Life



REGENERATIVE MEDICINE

- SKIN REGENERATION
- CARTILAGE REGENERATION
- KIDNEY REGENERATION

AI MONITORING & PREDICTION

- AI HUMAN DIGITAL TWIN
- PREDICTIVE DIAGNOSTICS
- AI-KIDNEY
- AI-FRESH

REVERSE AGING

- BIO SUPPLEMENTS
- HAIR RESTORATION
- EPITEM™-2
- EPIGENETIC REPROGRAMMING



KSN SEOUL, KOREA
2026

The 46th Annual Meeting of the Korean Society of Nephrology

Shaping Tomorrow's Nephrology:

Insight-Driven Kidney Care